

# SOCCER SCORE BOOK

School/Organization Rocky River HS Girls Team VARSITY Telephone# (440) 333-8091

Address \_\_\_\_\_ Coach PAT BURKE Year/Season 2000

## SEASON SCHEDULE / SCRIMMAGE SCHEDULE

H	A	HOME SCORE	OPPONENT	VISITOR SCORE	DATE
✓		0	HAWKEN	2	8-26
	✓	5	FIRELANDS	1	8-31
	✓	3	WESTLAKE	4	9-2
✓		4	CUYAHOGA HEIGHTS	6	9-6
✓	✓	0	BAY	3	9-9
✓		3	FAIRVIEW	1	9-13
✓		5	LUTHERAN WEST	1	9-16
	✓	9	GILMOUR	0	9-18
	✓	5	OLMSTED FALLS	0	9-20
	✓	8	ELYRIA CATHOLIC	0	9-23
✓		0	NORTH OLMSTED	1	9-27
✓		2	VALEY FORGE	1	9-30
	✓	0	AVON LAKE	3	10-3
✓		1	BEAUMONT	1	10-7
✓		7	VAST	2	10-9
✓		1	AMHERST	2	10-12
✓		2	ST. AUGUSTINE (SECTIONAL)	0	10-18
		7	FIRELANDS	0	
		1	FAIRVIEW	0	
		<b>TOTALS</b>			

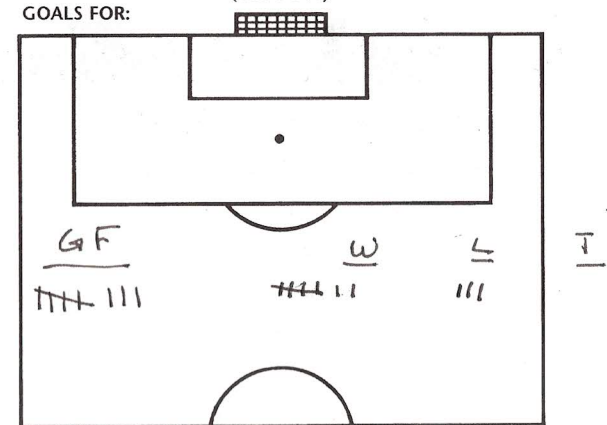
(42,13)  
(44,18)  
(52,21)  
(55,23)  
62,23  
63,23  
64,23

Bay J

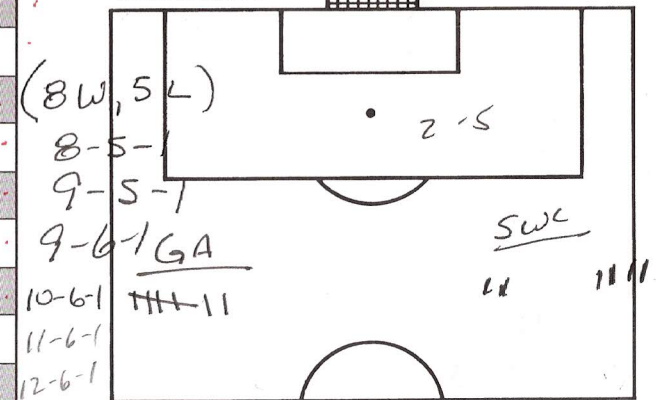
20 3

\*S=Scrimmage

GOALS SCORED  
(USE DOTS)



GOALS AGAINST:



### SPECIAL INFORMATION

Newspaper Phone

Radio-TV Station Phone

Doctor's Phone

Office Phone

Miscellaneous

216 999-1370



World's Toughest Sports Equipment  
140 Pacific Drive, Quakertown, PA 18951  
(215) 536-2200 • Fax (215) 536-4309  
www.kwikgoal.com

Date: 8/26/00  
 Time: \_\_\_\_\_  
 Scorer: \_\_\_\_\_  
 Timer: \_\_\_\_\_

Field Location: RTH  
 Field Condition: \_\_\_\_\_  
 Weather Condition: \_\_\_\_\_  
 Referees: \_\_\_\_\_

SCORE					
Team	1st Half	2nd Half	O.T.	O.T.	Final
Home	0	0			0
Visitor	1	1			2

Game Summary

SHOTS ON GOAL

1	2	3	4	5
6	7	8	9	10
11	12	13	14	15
16	17	18	19	20
21	22	23	24	25
26	27	28	29	30
31	32	33	34	35
TOTAL	(10)			

KEEPER SAVES

1	2	3	4	5
6	7	8	9	10
11	12	13	14	15
16	17	18	19	20
21	22	23	24	25
TOTAL	(9)			

CORNER KICKS

1	2	3	4	5
6	7	8	9	10
11	12	13	14	15
16	17	18	19	20
21	22	23	24	25
TOTAL				

DIRECT KICKS

1	2	3	4	5
6	7	8	9	10
TOTAL				

INDIRECT KICKS

1	2	3	4	5
6	7	8	9	10
TOTAL				

Position	Player's Name	Number	Shots on Goal	Circle if Scored	Assists	Fouls or R/Y Cards	Off Sides	Minutes Played
River Home Team								
FB	RICKARD	2						
FB	ANDREWS	4						
FB	SPOONER	11						
HB	SPAHN	32						
HB	O'Boyle	7	1					
HB	ARMSTRONG	14						
HB	BRACKEN	10	4	11				
HB	HARRISON	12	1	1				
F	McLEARY	21	1	1				
HB	WASP	16	1	1				
GK	LEITCH	6						
SUBSTITUTIONS								
	CARUSO	15						
	LAMB	6						
	SNYDER	23						
	LAVER	31	2	1				
	LAMBRINEDES	19						
TEAM TOTALS								

Goal	H/V	#	Asst.#	Half	Time	How Goal Was Scored
1						
2						
3						
4						
5						
6						

Position	Player's Name	Number	Shots on Goal	Circle if Scored	Assists	Fouls or R/Y Cards	Off Sides	Minutes Played
Hawken Visiting Team								
	DRUMMOND	5						
	GLENN	10						
	LACKAY	18						
	KACHUREK	20						
	LOUD	9	1					
	WILSON	8	10	1				
	AKERSTROM	7						
	MEKESA	4						
	EXLINE	12	1					
	HEINHOOLD	26						
	SATULLO	31	10					
SUBSTITUTIONS								
	BERCHECK	6						
	FELKER	17	1					
TEAM TOTALS								

Goal	H/V	#	Asst.#	Half	Time	How Goal Was Scored
1		8	1	3:11		
2		3	9	2	1:03	CROSSING 3
3						
4						
5						
6						

SHOTS ON GOAL

1	2	3	4	5
6	7	8	9	10
11	12	13	14	15
16	17	18	19	20
21	22	23	24	25
26	27	28	29	30
31	32	33	34	35
TOTAL	(9)			

KEEPER SAVES

1	2	3	4	5
6	7	8	9	10
11	12	13	14	15
16	17	18	19	20
21	22	23	24	25
TOTAL				

CORNER KICKS

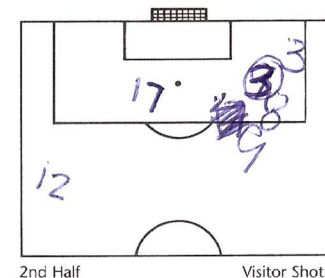
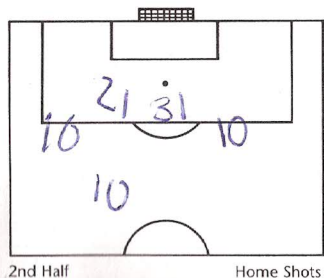
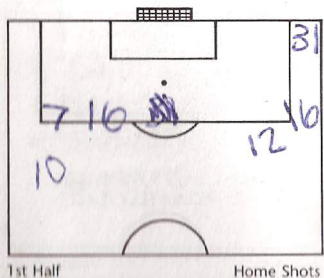
1	2	3	4	5
6	7	8	9	10
11	12	13	14	15
16	17	18	19	20
21	22	23	24	25
TOTAL				

DIRECT KICKS

1	2	3	4	5
6	7	8	9	10
TOTAL				

INDIRECT KICKS

1	2	3	4	5
6	7	8	9	10
TOTAL				



Date: 8/31  
 Time: \_\_\_\_\_  
 Scorer: \_\_\_\_\_  
 Timer: \_\_\_\_\_

Field Location: \_\_\_\_\_  
 Field Condition: \_\_\_\_\_  
 Weather Condition: \_\_\_\_\_  
 Referees: \_\_\_\_\_

*\*2*

SCORE					
Team	1st Half	2nd Half	O.T.	O.T.	Final
Home					
Visitor					

Game Summary  
**WASP** ~~ROCKS~~  
**ROCKS**

SHOTS ON GOAL

1	2	3	4	5
6	7	8	9	10
11	12	13	14	15
16	17	18	19	20
21	22	23	24	25
26	27	28	29	30
31	32	33	34	35
TOTAL				

KEEPER SAVES

1	2	3	4	5
6	7	8	9	10
11	12	13	14	15
16	17	18	19	20
21	22	23	24	25
TOTAL				

CORNER KICKS

1	2	3	4	5
6	7	8	9	10
11	12	13	14	15
16	17	18	19	20
21	22	23	24	25
TOTAL				

DIRECT KICKS

1	2	3	4	5
6	7	8	9	10
TOTAL				

INDIRECT KICKS

1	2	3	4	5
6	7	8	9	10
TOTAL				

Position	Player's Name	Number	Shots on Goal	Circle if Scored	Assists	Fouls or R/Y Cards	Off Sides	Minutes Played
<b>Firelands Home Team</b>								
GK	Davis							
FB	Justin	1						
FB	Harris	2	1					
FB	Kovach	12						
FB	Woodrum	18	1					
HB	Anderson	15						
HB	Cutcher	13						
HB	Hilderbrant	16	1					
HB	Guild	9						
HB	Spragup	8						
F	Hale	19	1					
<b>SUBSTITUTIONS</b>								
HB	Wallace	3						
F	Duttry	4						
HB	Wheeler	5						
FB	Wright	6						
F	Mullins	7						
F	Paulsen	11						
HB	Rou	17						
<b>TEAM TOTALS</b>								

Position	Player's Name	Number	Shots on Goal	Circle if Scored	Assists	Fouls or R/Y Cards	Off Sides	Minutes Played
<b>River Visiting Team</b>								
GK	Leitch							
F	Rickard	2						
FB	Andrews	4						
FB	Spooner	11						
FB	<del>Andrews</del>	32	1	1	0			
HB	O'Boyle	8	1	1	1			
HB	Bracken	10	1	1	1			
HB	Harrison	12	1	1	2			
HB	Armstrong	14	1					
F	McCreech	21	1	1	1			
F	Wasp	16	1					
<b>SUBSTITUTIONS</b>								
HB	Caruso	5	1					
HB	Lamb	6	1					
FB	LABRINIDES	19						
HB	Snyder	23			1			
F	Lauer	31	1	1	2			
G	Loep							
<b>TEAM TOTALS</b>								

SHOTS ON GOAL

1	2	3	4	5
6	7	8	9	10
11	12	13	14	15
16	17	18	19	20
21	22	23	24	25
26	27	28	29	30
31	32	33	34	35
TOTAL				

KEEPER SAVES

1	2	3	4	5
6	7	8	9	10
11	12	13	14	15
16	17	18	19	20
21	22	23	24	25
TOTAL				

CORNER KICKS

1	2	3	4	5
6	7	8	9	10
11	12	13	14	15
16	17	18	19	20
21	22	23	24	25
TOTAL				

DIRECT KICKS

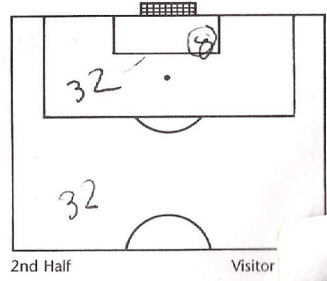
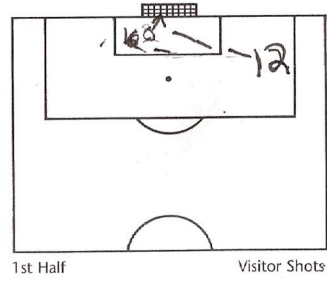
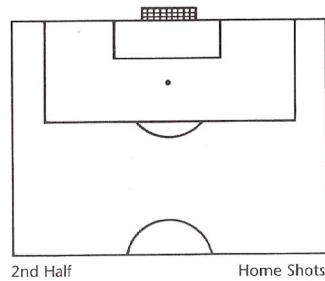
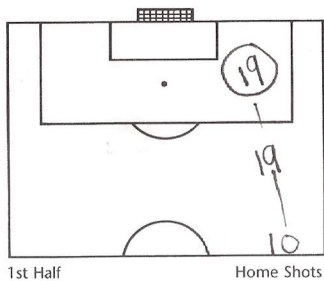
1	2	3	4	5
6	7	8	9	10
TOTAL				

INDIRECT KICKS

1	2	3	4	5
6	7	8	9	10
TOTAL				

Goal	H/V	#	Asst.#	Half	Time	How Goal Was Scored
1		19	10	1		on a breakaway
2						
3						
4						
5						
6						

Goal	H/V	#	Asst.#	Half	Time	How Goal Was Scored
1	21	32	12	1	21	breakaway McCreech
2		32	12	2	17:15	SPAIN FR. HARRISON
3		8	3	1	12	good cross + great Finish
4		8	2	2	37	
5		32	23	2	20	
6						



Date: \_\_\_\_\_  
 Time: \_\_\_\_\_  
 Scorer: \_\_\_\_\_  
 Timer: \_\_\_\_\_

Field Location: \_\_\_\_\_  
 Field Condition: \_\_\_\_\_  
 Weather Condition: \_\_\_\_\_  
 Referees: \_\_\_\_\_

43

SCORE					
Team	1st Half	2nd Half	O.T.	O.T.	Final
Home					
Visitor					

Game Summary

SHOTS ON GOAL

1	2	3	4	5
6	7	8	9	10
11	12	13	14	15
16	17	18	19	20
21	22	23	24	25
26	27	28	29	30
31	32	33	34	35
TOTAL				

KEEPER SAVES

1	2	3	4	5
6	7	8	9	10
11	12	13	14	15
16	17	18	19	20
21	22	23	24	25
TOTAL				

CORNER KICKS

1	2	3	4	5
6	7	8	9	10
11	12	13	14	15
16	17	18	19	20
21	22	23	24	25
TOTAL				

DIRECT KICKS

1	2	3	4	5
6	7	8	9	10
TOTAL				

INDIRECT KICKS

1	2	3	4	5
6	7	8	9	10
TOTAL				

Position	Player's Name	Number	Shots on Goal	Circle if Scored	Assists	Fault or RY Cards	Off Sides	Minutes Played
WESTLAKE Home Team								
	G	ERIC	0					
D	BURROWS	1						
FD	PAVLIK	2						
F/M	FENIX	10						
D/F	DEMPY	4						
D	<del>WHEAT</del>	9						
MK	CASEY	6						
MK	U. STANETT	7						
M	<del>STANETT</del>	14						
D	E. STANETT	15						
F/M	SADLER	24						
SUBSTITUTIONS								
D	GRAF	3						
F	THOMPSON	5						
M	LAWRENCE	8						
F/M	CASEY	11						
D	SERRA	16						
F/M	SCHMERBER	12						
TEAM TOTALS								

Goal	H/V	#	Asst.#	Half	Time	How Goal Was Scored
1		10	1	1		VOLEY
2		10	1	1		
3		24	2	2		
4		24	2	2		
5						
6						

Position	Player's Name	Number	Shots on Goal	Circle if Scored	Assists	Fault or RY Cards	Off Sides	Minutes Played
Visiting Team								
G	LEITCH	1						
D	RICKARD	2						
D	ANDREWS	4						
D	SPOONER	11						
D	SPARR	30						
M	BRACKEN	10						
MD	ARMSTRONG	14						
F/M	O'BOYLE	8						
M	HARRISON	12						
F	LOUER	31						
M	MCCORMACK	21						
SUBSTITUTIONS								
M	SNYDER	23						
F	WASP	16						
F	LAMB	6						
D	LAMBORNICKES	19						
MK	TUUK	9						
TEAM TOTALS								

Goal	H/V	#	Asst.#	Half	Time	How Goal Was Scored
1		21	9	1		
2		9	2	2		
3		31	2	2		
4						
5						
6						

SHOTS ON GOAL

1	2	3	4	5
6	7	8	9	10
11	12	13	14	15
16	17	18	19	20
21	22	23	24	25
26	27	28	29	30
31	32	33	34	35
TOTAL				

KEEPER SAVES

1	2	3	4	5
6	7	8	9	10
11	12	13	14	15
16	17	18	19	20
21	22	23	24	25
TOTAL				

CORNER KICKS

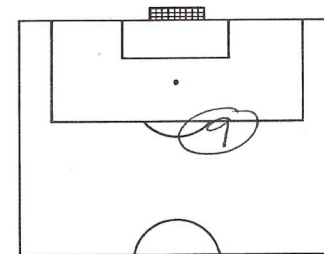
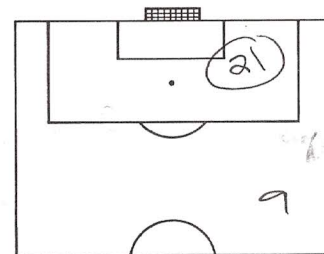
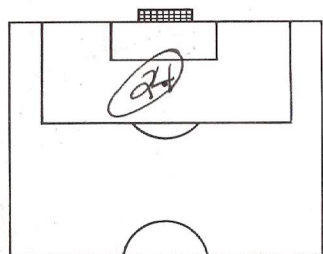
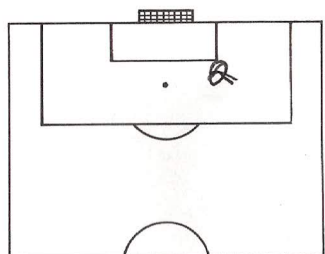
1	2	3	4	5
6	7	8	9	10
11	12	13	14	15
16	17	18	19	20
21	22	23	24	25
TOTAL				

DIRECT KICKS

1	2	3	4	5
6	7	8	9	10
TOTAL				

INDIRECT KICKS

1	2	3	4	5
6	7	8	9	10
TOTAL				



1st Half Home Shots

2nd Half Home Shots

1st Half Visitor Shots

2nd Half Visitor Shots

Date: 9/16/00  
 Time: \_\_\_\_\_  
 Scorer: \_\_\_\_\_  
 Timer: \_\_\_\_\_

Field Location: River  
 Field Condition: \_\_\_\_\_  
 Weather Condition: \_\_\_\_\_  
 Referees: \_\_\_\_\_

Team	SCORE				
	1st Half	2nd Half	O.T.	O.T.	Final
Home	1	3			4
Visitor	0	1			1

Game Summary

SHOTS ON GOAL

1	2	3	4	5
6	7	8	9	10
11	12	13	14	15
16	17	18	19	20
21	22	23	24	25
26	27	28	29	30
31	32	33	34	35
TOTAL				

KEEPER SAVES

1	2	3	4	5
6	7	8	9	10
11	12	13	14	15
16	17	18	19	20
21	22	23	24	25
TOTAL				

CORNER KICKS

1	2	3	4	5
6	7	8	9	10
11	12	13	14	15
16	17	18	19	20
21	22	23	24	25
TOTAL				

DIRECT KICKS

1	2	3	4	5
6	7	8	9	10
TOTAL				

INDIRECT KICKS

1	2	3	4	5
6	7	8	9	10
TOTAL				

Position	Player's Name	Number	Shots on Goal	Circle if Scored	Assists	Fouls or R/Y Cards	Off Sides	Minutes Played
RIVER Home Team								
	BL LEITCH	1						
	D RICKARD	2						
	D ANDREK	4						
	D LAMBRINIDES	19						
	HB SPAHN	32	113	1				
	HB BRACKEN	10	3	1				
	HB O'BOYLE	8	14	1				
	HB WASP	16		1				
	F LAUREE	31		1				
	F MURRAY	21	113	1				
	F TURK	9	104	1				
SUBSTITUTIONS								
	CARUSO	5						
	ARMSTRONG	14						
	SPOONER	11						
	SNYDER	23	1					
	LAMB	6						
	HARRISON	12	1	1				
	LOCCI	26						
TEAM TOTALS								

Goal	H/V	#	Asst.#	Half	Time	How Goal Was Scored
1		9	16	1	12:33	Wasp to Turk
2		10	2	2	19:33	
3		10	9	2	17:26	TURK UP TO BRACKEN & LEITCH
4		9	11/32	2	12:50	
5						
6						

Position	Player's Name	Number	Shots on Goal	Circle if Scored	Assists	Fouls or R/Y Cards	Off Sides	Minutes Played
C. Heights Visiting Team								
	MF PAPPAS	2						
	GK WYMAN, Jr	8						
	MF LEA	10	11	1				
	D TROYELL	15						
	MF JUSTICE	7						
	F KEKELIS	13	1	1				
	D PAPPAS	23						
	MF SORALE	10						
	F WYMAN, Jr	18						
	MF CHONKS	3						
	MF V. ...	4						
SUBSTITUTIONS								
	Rawlings	4						
TEAM TOTALS								

Goal	H/V	#	Asst.#	Half	Time	How Goal Was Scored
1		13	2	2	3:27	KEKELIS
2						
3						
4						
5						
6						

SHOTS ON GOAL

1	2	3	4	5
6	7	8	9	10
11	12	13	14	15
16	17	18	19	20
21	22	23	24	25
26	27	28	29	30
31	32	33	34	35
TOTAL				

KEEPER SAVES

1	2	3	4	5
6	7	8	9	10
11	12	13	14	15
16	17	18	19	20
21	22	23	24	25
TOTAL				

CORNER KICKS

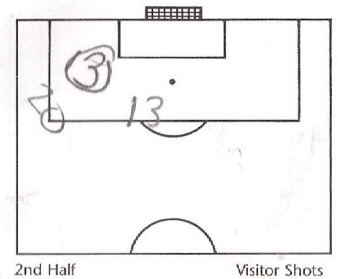
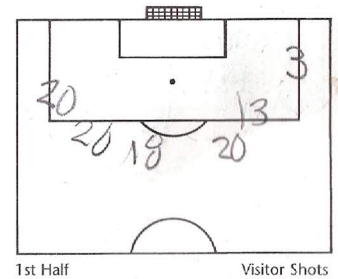
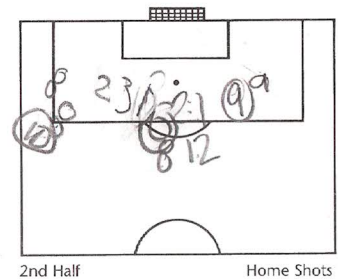

1	2	3	4	5
6	7	8	9	10
11	12	13	14	15
16	17	18	19	20
21	22	23	24	25
TOTAL				

DIRECT KICKS

1	2	3	4	5
6	7	8	9	10
TOTAL				

INDIRECT KICKS

1	2	3	4	5
6	7	8	9	10
TOTAL				



Date: 9/10/00  
 Time: 2:45 pm  
 Scorer: Emily & Mary  
 Timer:

Field Location: Bay Mem. Stadium \*16  
 Field Condition:  
 Weather Condition:  
 Referees:

Team	SCORE				
	1st Half	2nd Half	O.T.	O.T.	Final
Home	2	1			3
Visitor	0	0			0

Game Summary

SHOTS ON GOAL

1	2	3	4	5
6	7	8	9	10
11	12	13	14	15
16	17	18	19	20
21	22	23	24	25
26	27	28	29	30
31	32	33	34	35
TOTAL				

KEEPER SAVES

1	2	3	4	5
6	7	8	9	10
11	12	13	14	15
16	17	18	19	20
21	22	23	24	25
TOTAL				

CORNER KICKS

1	2	3	4	5
6	7	8	9	10
11	12	13	14	15
16	17	18	19	20
21	22	23	24	25
TOTAL				

DIRECT KICKS

1	2	3	4	5
6	7	8	9	10
TOTAL				

INDIRECT KICKS

1	2	3	4	5
6	7	8	9	10
TOTAL				

Position	Player's Name	Number	Shots on Goal	Circle if Scored	Assists	Fouls or R/Y Cards	Off Sides	Minutes Played
<b>BAY Home Team</b>								
G	ZAJAROS	21						
D	FALATACH	9	1					
D	PUGLIESE	9						
D	MUNRO	16	1					
D	EVANS	7						
D	BELSER	5						
MF	EVANOFF	10	1					
MF	SWEENEY	4	1					
F	WULF	18						
F	BARTH	15						
F	BROOMFIELD	3	1					
<b>SUBSTITUTIONS</b>								
MF	GRAHAM	12						
MF	ZAPF	11						
MF	SANSON	8						
MF	NASO	6						
MF	BGREENE	2						
	MELWELCH	14						
<b>TEAM TOTALS</b>								

Goal	H/V	#	Asst.#	Half	Time	How Goal Was Scored
1						
2						
3						
4						
5						
6						

Position	Player's Name	Number	Shots on Goal	Circle if Scored	Assists	Fouls or R/Y Cards	Off Sides	Minutes Played
<b>RIVER Visiting Team</b>								
G	MOLEITCH							
FB	RICKARD	2						
D	ANDREWS	4						
D	SPOONER	11						
D	SPAHN	32						
FM	O'BOYLE	7						
M	BRACKEN	10	1					
F	MCCREARY	21	1					
F	LAUER	31						
F	TURK	9	1					
HB	ARMSTRONG	17						
<b>SUBSTITUTIONS</b>								
HB	CARUSO	5						
HB	LAMB	6						
HB	HARRISON	12						
HB	WASP	16						
FB	LAMBRINIDES	19						
HB	SNYDER	23						
G	LOCCI							
<b>TEAM TOTALS</b>								

Goal	H/V	#	Asst.#	Half	Time	How Goal Was Scored
1						
2						
3						
4						
5						
6						

SHOTS ON GOAL

1	2	3	4	5
6	7	8	9	10
11	12	13	14	15
16	17	18	19	20
21	22	23	24	25
26	27	28	29	30
31	32	33	34	35
TOTAL				

KEEPER SAVES

1	2	3	4	5
6	7	8	9	10
11	12	13	14	15
16	17	18	19	20
21	22	23	24	25
TOTAL				

CORNER KICKS

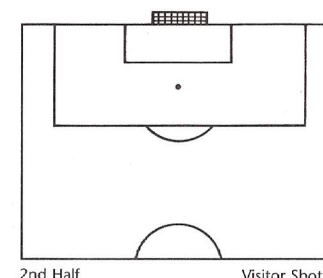
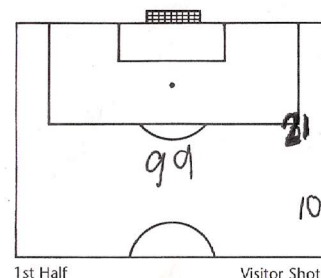
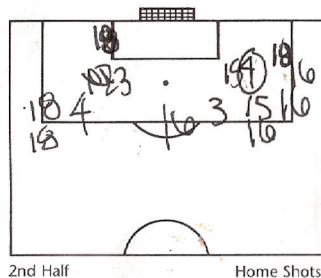
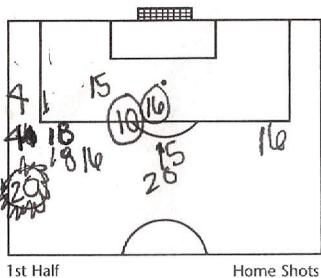
1	2	3	4	5
6	7	8	9	10
11	12	13	14	15
16	17	18	19	20
21	22	23	24	25
TOTAL				

DIRECT KICKS

1	2	3	4	5
6	7	8	9	10
TOTAL				

INDIRECT KICKS

1	2	3	4	5
6	7	8	9	10
TOTAL				



Date: \_\_\_\_\_  
 Time: \_\_\_\_\_  
 Scorer: \_\_\_\_\_  
 Timer: \_\_\_\_\_

Field Location: \_\_\_\_\_  
 Field Condition: \_\_\_\_\_  
 Weather Condition: \_\_\_\_\_  
 Referees: \_\_\_\_\_

46

SCORE					
Team	1st Half	2nd Half	O.T.	O.T.	Final
Home	1	2			3
Visitor	0	1			1

Game Summary

SHOTS ON GOAL

1	2	3	4	5
6	7	8	9	10
11	12	13	14	15
16	17	18	19	20
21	22	23	24	25
26	27	28	29	30
31	32	33	34	35
TOTAL				

KEEPER SAVES

1	2	3	4	5
6	7	8	9	10
11	12	13	14	15
16	17	18	19	20
21	22	23	24	25
TOTAL				

CORNER KICKS

1	2	3	4	5
6	7	8	9	10
11	12	13	14	15
16	17	18	19	20
21	22	23	24	25
TOTAL				

DIRECT KICKS

1	2	3	4	5
6	7	8	9	10
TOTAL				

INDIRECT KICKS

1	2	3	4	5
6	7	8	9	10
TOTAL				

Position	Player's Name	Number	Shots on Goal	Circle if Scored	Assists	Fouls or R/Y Cards	Off Sides	Minutes Played
Home Team								
	LEITCH							
	RICKARD							
	ANDREWS							
	SPOONER							
	SPAHN							
	BRACKEN	15	1					
	HARRISON	13	1					
	O'BOYLE	12	1					
	ARMSTRONG							
	TURK	7						
	MCCREARY	5		1				
SUBSTITUTIONS								
	LAUER	1						
	LAMB	1						
	SNYDER	1						
TEAM TOTALS								

Goal	H/V	#	Asst.#	Half	Time	How Goal Was Scored
1			21/12			BRACKEN GOAL
2			10			O'Boyle
3			9			Harrison
4						
5						
6						

Position	Player's Name	Number	Shots on Goal	Circle if Scored	Assists	Fouls or R/Y Cards	Off Sides	Minutes Played
Fairview Visiting Team								
	<del>BRACKEN</del>	GK						
	BOSWORTH, JOY	7						
	CAMPBELL, RACHEL	11						
	BERN. GILMORE	19						
	HACK, ASHLEY	10	1					
	KALTENBACH, JESSICA	18						
	MEHLS, TERI	8						
	MORTUS, ABBEY	20						
	NERONI, DANA	9						
	O'BRIEN, MAURA	13						
	VANDEVELDE, LISA	5						
SUBSTITUTIONS								
	WELMER, DANA	6						
TEAM TOTALS								

Goal	H/V	#	Asst.#	Half	Time	How Goal Was Scored
1						HACK
2						
3						
4						
5						
6						

SHOTS ON GOAL

1	2	3	4	5
6	7	8	9	10
11	12	13	14	15
16	17	18	19	20
21	22	23	24	25
26	27	28	29	30
31	32	33	34	35
TOTAL				

KEEPER SAVES

1	2	3	4	5
6	7	8	9	10
11	12	13	14	15
16	17	18	19	20
21	22	23	24	25
TOTAL				

CORNER KICKS

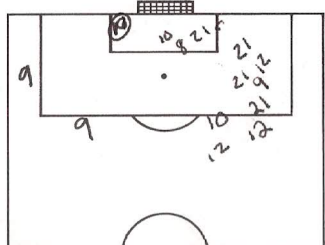
1	2	3	4	5
6	7	8	9	10
11	12	13	14	15
16	17	18	19	20
21	22	23	24	25
TOTAL				

DIRECT KICKS

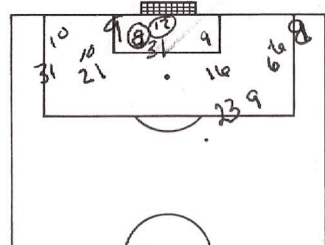
1	2	3	4	5
6	7	8	9	10
TOTAL				

INDIRECT KICKS

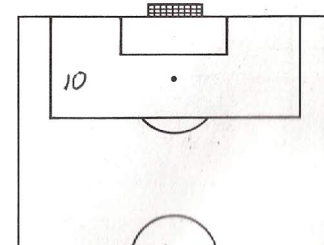
1	2	3	4	5
6	7	8	9	10
TOTAL				



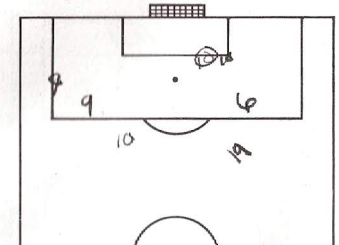
1st Half Home Shots



2nd Half Home Shots



1st Half Visitor Shots




2nd Half Visitor Shots

Date: 9/16  
 Time: 1:00  
 Scorer: \_\_\_\_\_  
 Timer: \_\_\_\_\_

Field Location: RRHS  
 Field Condition: \_\_\_\_\_  
 Weather Condition: \_\_\_\_\_  
 Referees: \_\_\_\_\_

SCORE					
Team	1st Half	2nd Half	O.T.	O.T.	Final
Home	<u>2</u>	<u>3</u>			<u>5</u>
Visitor	<u>0</u>	<u>1</u>			<u>1</u>

I LOVE KATHY  Game Summary

SHOTS ON GOAL									
1	2	3	4	5	6	7	8	9	10
11	12	13	14	15	16	17	18	19	20
21	22	23	24	25	26	27	28	29	30
31	32	33	34	35	TOTAL				

KEEPER SAVES									
1	2	3	4	5	6	7	8	9	10
11	12	13	14	15	16	17	18	19	20
21	22	23	24	25	TOTAL				

CORNER KICKS									
1	2	3	4	5	6	7	8	9	10
11	12	13	14	15	16	17	18	19	20
21	22	23	24	25	TOTAL				

DIRECT KICKS									
1	2	3	4	5	6	7	8	9	10
					TOTAL				

INDIRECT KICKS									
1	2	3	4	5	6	7	8	9	10
					TOTAL				

Position	Player's Name	Number	Shots on Goal	Circle if Scored	Assists	Fault or RY Cards	Off Sides	Minutes Played
<b>RIVER Home Team</b>								
	LEITCH	1						
	RICKARD	2						
	ANDREWS	4						
	SPONER	11						
	SPAWN	32						
	BRACKEN	10						
	HARRISON	12						
	ARMSTRONG	14						
	O'BOYLE	8						
	MCCREARY	21						
	TURK	9						
<b>SUBSTITUTIONS</b>								
	LAMB	6						
	SNYDER	23						
	LAWRY	31						
	LAMBIRAKIS	19						
	CARUSO	5						
	WASP	10						
	LOCCI	28						
<b>TEAM TOTALS</b>								

Position	Player's Name	Number	Shots on Goal	Circle if Scored	Assists	Fault or RY Cards	Off Sides	Minutes Played
<b>Lutheran West Visiting Team</b>								
	RASMUSSEN	12						
	CASEY	3						
	CID	11						
	WHL FORNESTER	17						
	ELBON	2						
	RADICE	4						
	NORTON	16						
	FERGUSON	9						
	GIBSON	10						
	GRUBBETT	15						
	WILLIAMS	5						
<b>SUBSTITUTIONS</b>								
	MEDIATE	20						
	STILLS	21						
	HAMILTON	14						
	KEATING	6						
	BARTZ	19						
<b>TEAM TOTALS</b>								

SHOTS ON GOAL									
1	2	3	4	5	6	7	8	9	10
11	12	13	14	15	16	17	18	19	20
21	22	23	24	25	26	27	28	29	30
31	32	33	34	35	TOTAL				

KEEPER SAVES									
1	2	3	4	5	6	7	8	9	10
11	12	13	14	15	16	17	18	19	20
21	22	23	24	25	TOTAL				

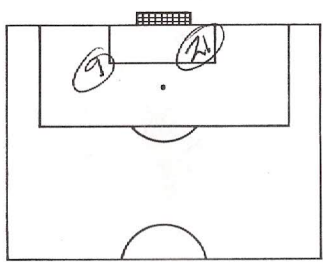
CORNER KICKS									
1	2	3	4	5	6	7	8	9	10
11	12	13	14	15	16	17	18	19	20
21	22	23	24	25	TOTAL				

DIRECT KICKS									
1	2	3	4	5	6	7	8	9	10
					TOTAL				

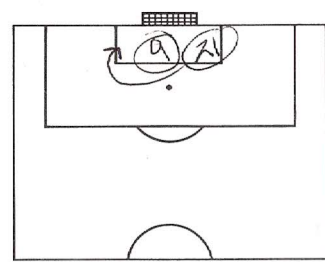
INDIRECT KICKS									
1	2	3	4	5	6	7	8	9	10
					TOTAL				

Goal	H/V	#	Asst.#	Half	Time	How Goal Was Scored
1		21	9	1		MCCREARY (TURK)
2		9	21	1		TURK (MCCREARY)
3		21	9	2		MCCREARY (TURK)
4		9	21	2		CROSS TURK (MCCREARY)
5		9	12	2		CROSS TURK (HARRISON)
6						

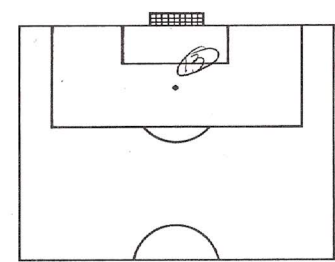
Goal	H/V	#	Asst.#	Half	Time	How Goal Was Scored
1		13	2			ELBON (NORTON assist)
2						
3						
4						
5						
6						



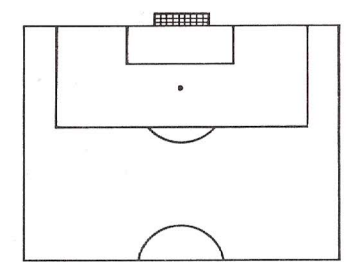
1st Half Home Shots



2nd Half Home Shots



1st Half Visitor Shots



2nd Half Visitor Shots



Date: \_\_\_\_\_  
 Time: \_\_\_\_\_  
 Scorer: \_\_\_\_\_  
 Timer: \_\_\_\_\_

Field Location: \_\_\_\_\_  
 Field Condition: \_\_\_\_\_  
 Weather Condition: \_\_\_\_\_  
 Referees: \_\_\_\_\_

49

SCORE					
Team	1st Half	2nd Half	O.T.	O.T.	Final
Home	3	6			9
Visitor					0

Game Summary  
 1) RULES ONLY!

SHOTS ON GOAL				
1	2	3	4	5
6	7	8	9	10
11	12	13	14	15
16	17	18	19	20
21	22	23	24	25
26	27	28	29	30
31	32	33	34	35
TOTAL				

KEEPER SAVES				
1	2	3	4	5
6	7	8	9	10
11	12	13	14	15
16	17	18	19	20
21	22	23	24	25
TOTAL				

CORNER KICKS				
1	2	3	4	5
6	7	8	9	10
11	12	13	14	15
16	17	18	19	20
21	22	23	24	25
TOTAL				

DIRECT KICKS				
1	2	3	4	5
6	7	8	9	10
TOTAL				

INDIRECT KICKS				
1	2	3	4	5
6	7	8	9	10
TOTAL				

Position	Player's Name	Number	Shots on Goal	Circle if Scored	Assists	Fouls or R/Y Cards	Off Sides	Minutes Played
Home Team								
	Brennan	20						
	Doyle	14						
	Nick	26						
	Body	3						
	PanZica	15						
	Wellman	2						
	Faller	6						
	Lackey	25						
	Patterson	0						
	Roche	10						
	Urduv	7						
SUBSTITUTIONS								
	Burke	20						
	Hummer	1						
	loops	19						
	McCann							
	Nash	31						
	Scott	13						
	Kenny	28						
TEAM TOTALS								

Goal	H/V	#	Asst.#	Half	Time	How Goal Was Scored
1		31	1			McCreary (Lauer)
2		9	1			Turk
3		15	21			WASP (McCreary)
4		31	9			Lauer (Turk)
5		9	31			Turk (Lauer)
6		32	9, 21			Spahn (Turk, McCreary)

Position	Player's Name	Number	Shots on Goal	Circle if Scored	Assists	Fouls or R/Y Cards	Off Sides	Minutes Played
Visiting Team								
	Leotah	1						
	Spahn	32	1111	3				
	Harrison	12						
	Lauer	31	111	2	1			
	Richard	2						
	Andrew's	4						
	Spooner	11						
	Braken	10						
	Aran Strange	14						
	Turk	9	11111	2	3			
	McCreary	21	11111	1	2			
SUBSTITUTIONS								
	WASP	16	1	1				
	Caruso	5						
	Lambirides	19						
	Lamb	6						
	Snyder	23						
	O'Boyle	8	1					
	Sheehy	28						
TEAM TOTALS								

Goal	H/V	#	Asst.#	Half	Time	How Goal Was Scored
1		32				Spahn
2		32				Spahn (Turk)
3		31				Lauer
4						
5						
6						

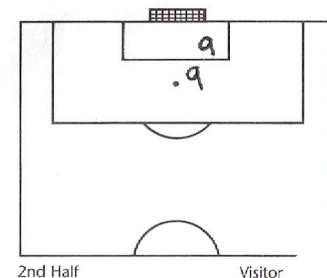
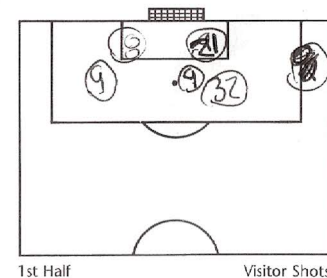
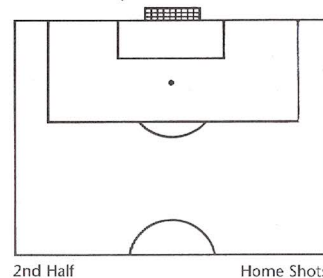
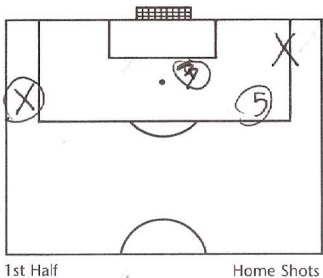
SHOTS ON GOAL				
1	2	3	4	5
6	7	8	9	10
11	12	13	14	15
16	17	18	19	20
21	22	23	24	25
26	27	28	29	30
31	32	33	34	35
TOTAL				

KEEPER SAVES				
1	2	3	4	5
6	7	8	9	10
11	12	13	14	15
16	17	18	19	20
21	22	23	24	25
TOTAL				

CORNER KICKS				
1	2	3	4	5
6	7	8	9	10
11	12	13	14	15
16	17	18	19	20
21	22	23	24	25
TOTAL				

DIRECT KICKS				
1	2	3	4	5
6	7	8	9	10
TOTAL				

INDIRECT KICKS				
1	2	3	4	5
6	7	8	9	10
TOTAL				



Date: 9/20  
 Time: \_\_\_\_\_  
 Scorer: \_\_\_\_\_  
 Timer: \_\_\_\_\_

Field Location: DF  
 Field Condition: \_\_\_\_\_  
 Weather Condition: \_\_\_\_\_  
 Referees: \_\_\_\_\_

Team	SCORE				
	1st Half	2nd Half	O.T.	O.T.	Final
Home	1	4			5
Visitor	0	0			0

Game Summary

**SHOTS ON GOAL**

1	2	3	4	5
6	7	8	9	10
11	12	13	14	15
16	17	18	19	20
21	22	23	24	25
26	27	28	29	30
31	32	33	34	35
TOTAL <input type="text"/>				

**KEEPER SAVES**

1	2	3	4	5
6	7	8	9	10
11	12	13	14	15
16	17	18	19	20
21	22	23	24	25
TOTAL <input type="text"/>				

**CORNER KICKS**

1	2	3	4	5
6	7	8	9	10
11	12	13	14	15
16	17	18	19	20
21	22	23	24	25
TOTAL <input type="text"/>				

**DIRECT KICKS**

1	2	3	4	5
6	7	8	9	10
TOTAL <input type="text"/>				

**INDIRECT KICKS**

1	2	3	4	5
6	7	8	9	10
TOTAL <input type="text"/>				

Position	Player's Name	Number	Shots on Goal	Circle if Scored	Assists	Fouls or R/Y Cards	Off Sides	Minutes Played
<b>O. Faus</b> Home Team								
	Dance	6						
	OPaluch	7						
	Pellerite	8						
	Gough	11						
	Lydziński	13						
	ter Brack	14						
	Storey	16						
	Williamson	22						
	Miller	24						
	Doslak							
	Looby							
<b>SUBSTITUTIONS</b>								
	Hassett	4						
	Watson	9						
	Burke	12						
	Weeks	15						
	Huyile	20						
	Luckey	21						
	Anghele	23						
<b>TEAM TOTALS</b>								

Position	Player's Name	Number	Shots on Goal	Circle if Scored	Assists	Fouls or R/Y Cards	Off Sides	Minutes Played
<b>River</b> Visiting Team								
	Leitch							
	Rickard							
	ANDREWS							
	SPONCE							
	SPAHN							
	BRACKEN							
	LAMB							
	ARMSTRONG							
	Lauer							
	TURK							
	McCreary							
<b>SUBSTITUTIONS</b>								
	Curbaso							
	Iambirides							
	WASP							
	Locci							
	Snyder							
	Harrison							
	O'Boyle							
<b>TEAM TOTALS</b>								

Goal	H/V	#	Asst.#	Half	Time	How Goal Was Scored
1		21	31			McCreary (Lauer)
2		9				TURK
3		21	9			McCreary (TURK)
4		9				TURK (Cathy)
5		9				TURK
6						

Goal	H/V	#	Asst.#	Half	Time	How Goal Was Scored
1						
2						
3						
4						
5						
6						

**SHOTS ON GOAL**

1	2	3	4	5
6	7	8	9	10
11	12	13	14	15
16	17	18	19	20
21	22	23	24	25
26	27	28	29	30
31	32	33	34	35
TOTAL <input type="text"/>				

**KEEPER SAVES**

1	2	3	4	5
6	7	8	9	10
11	12	13	14	15
16	17	18	19	20
21	22	23	24	25
TOTAL <input type="text"/>				

**CORNER KICKS**

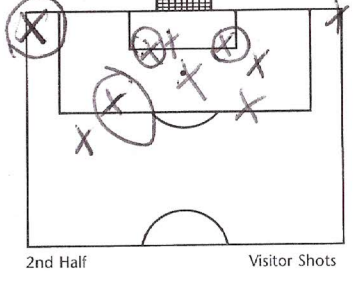
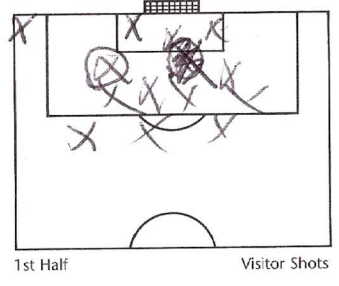
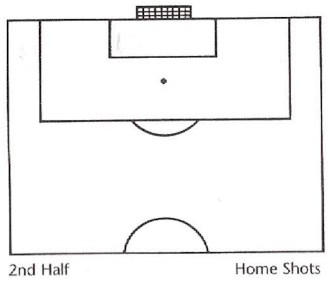
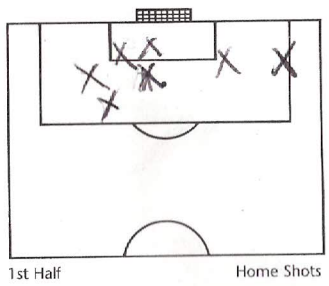
1	2	3	4	5
6	7	8	9	10
11	12	13	14	15
16	17	18	19	20
21	22	23	24	25
TOTAL <input type="text"/>				

**DIRECT KICKS**

1	2	3	4	5
6	7	8	9	10
TOTAL <input type="text"/>				

**INDIRECT KICKS**

1	2	3	4	5
6	7	8	9	10
TOTAL <input type="text"/>				



Date: \_\_\_\_\_  
 Time: \_\_\_\_\_  
 Scorer: \_\_\_\_\_  
 Timer: \_\_\_\_\_

Field Location: Elyria Control  
 Field Condition: \_\_\_\_\_  
 Weather Condition: \_\_\_\_\_  
 Referees: \_\_\_\_\_

		SCORE				
Team	1st Half	2nd Half	O.T.	O.T.	Final	
Home	0					
Visitor	3					

Game Summary

SHOTS ON GOAL				
✓	2	3	4	5
6	7	8	9	10
11	12	13	14	15
16	17	18	19	20
21	22	23	24	25
26	27	28	29	30
31	32	33	34	35
TOTAL				

KEEPER SAVES				
✓	2	3	4	5
6	7	8	9	10
11	12	13	14	15
16	17	18	19	20
21	22	23	24	25
TOTAL				

CORNER KICKS				
✓	2	3	4	5
6	7	8	9	10
11	12	13	14	15
16	17	18	19	20
21	22	23	24	25
TOTAL				

DIRECT KICKS				
✓	2	3	4	5
6	7	8	9	10
TOTAL				

INDIRECT KICKS				
✓	2	3	4	5
6	7	8	9	10
TOTAL				

Position	Player's Name	Number	Shots on Goal	Circle if Scored	Assists	Faults or R/Y Cards	Off-Sides	Minutes Played
Home Team <u>EC</u>								
G	KURTZ	23						
D	McFARLAND	3						
D	RICHARDS	20						
D	TURK, B	8						
D	YESENKO	21						
M	TURK	6						
M	LEONARD	2						
M	ARNOT	5						
F	KNOWLES	4						
F	O'BRIEN	1						
F	PABIN	9						
SUBSTITUTIONS								
	BERNI	15						
	FARO	10						
	KOHLER	14						
	KURTZ	11						
	LEHMAN	7						
	MARTIN	17						
	SCHLATHER	16						
TEAM TOTALS								

Goal	H/V	#	Asst.#	Half	Time	How Goal Was Scored
1	R	9	26	2	8:21	TURK FROM LOCCI
2	R	23	32	2	00:38	SNYDER FROM SPAHN
3						
4						
5						
6						

Position	Player's Name	Number	Shots on Goal	Circle if Scored	Assists	Faults or R/Y Cards	Off-Sides	Minutes Played
Visiting Team								
G	LEITCH							
D	RICHARD	2						
D	ANDREWS	4						
D	SPOONER	11						
M	O'BOYLE	8						
M	BRAKEN	10						
M	ARMSTRONG	14						
M	SPAHN	32	1	2				
F	TURK	9	3	1				
F	MCCREARY	21	1					
F	LAUER	31						
SUBSTITUTIONS								
	CARUSO	5						
	LAMB	6		1				
	HARRISON	12		1	1			
	WASP	16		1				
	SNYDER	23		1				
	LOCCI	26		1				
TEAM TOTALS								

Goal	H/V	#	Asst.#	Half	Time	How Goal Was Scored
1	R	9		1	36:52	TURK - Corner
2	R	9	32	1	27:13	TURK FROM SPAHN
3	R	12	9	1	11:29	HARRISON FROM TURK
4	R	21	12	2	36:42	MCCREARY FROM HARRISON
5	R	16	6	2	21:15	WASP FROM LAMB
6	R	32		2	14:38	SPAHN - UNASSISTED

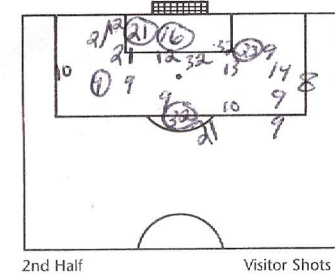
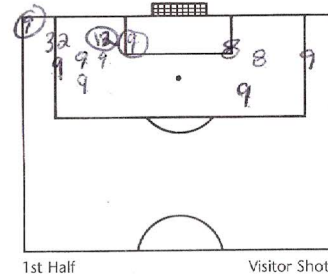
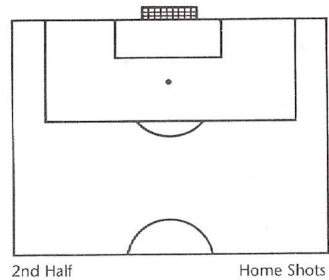
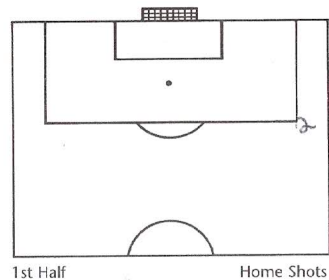
SHOTS ON GOAL				
✓	2	3	4	5
6	7	8	9	10
11	12	13	14	15
16	17	18	19	20
21	22	23	24	25
26	27	28	29	30
31	32	33	34	35
TOTAL				

KEEPER SAVES				
✓	2	3	4	5
6	7	8	9	10
11	12	13	14	15
16	17	18	19	20
21	22	23	24	25
TOTAL				

CORNER KICKS				
✓	2	3	4	5
6	7	8	9	10
11	12	13	14	15
16	17	18	19	20
21	22	23	24	25
TOTAL				

DIRECT KICKS				
✓	2	3	4	5
6	7	8	9	10
TOTAL				

INDIRECT KICKS				
✓	2	3	4	5
6	7	8	9	10
TOTAL				



Date: 9/27  
 Time: \_\_\_\_\_  
 Scorer: \_\_\_\_\_  
 Timer: \_\_\_\_\_

Field Location: \_\_\_\_\_  
 Field Condition: \_\_\_\_\_  
 Weather Condition: \_\_\_\_\_  
 Referees: \_\_\_\_\_

SCORE					
Team	1st Half	2nd Half	O.T.	O.T.	Final
Home	0	0			0
Visitor	1	0			1

Game Summary

**SHOTS ON GOAL**

11	12	13	14	15
16	17	18	19	20
21	22	23	24	25
26	27	28	29	30
31	32	33	34	35
TOTAL				

**KEEPER SAVES**

1	2	3	4	5
6	7	8	9	10
11	12	13	14	15
16	17	18	19	20
21	22	23	24	25
TOTAL				

**CORNER KICKS**

1	2	3	4	5
6	7	8	9	10
11	12	13	14	15
16	17	18	19	20
21	22	23	24	25
TOTAL				

**DIRECT KICKS**

1	2	3	4	5
6	7	8	9	10
TOTAL				

**INDIRECT KICKS**

1	2	3	4	5
6	7	8	9	10
TOTAL				

Position	Player's Name	Number	Shots on Goal	Circle if Scored	Assists	Fault or R/Y Cards	Off Sides	Minutes Played
Home Team								
	LEITCH							
	RICHARD							
	ANDREWS		1					
	SPOONER							
	SPAIN		2					
	BRACKEN							
	ARMSTRONG							
	HARRISON		1					
	O'BOYLE		1					
	TURK		2					
	McLEOD		2					
SUBSTITUTIONS								
	CAMSON							
	LAMB							
	WASP							
	SNYDER							
	LAMMIDAS							
	GLOTT							
TEAM TOTALS								

Goal	H/V	#	Asst.#	Half	Time	How Goal Was Scored
1						
2						
3						
4						
5						
6						

Position	Player's Name	Number	Shots on Goal	Circle if Scored	Assists	Fault or R/Y Cards	Off Sides	Minutes Played
N.O. Visiting Team								
	SCINZ		0					
	HOLZWORTH		1					
	MURPHY		5					
	VACHA		6					
	SEIBEL		9					
	BROWN		10					
	TROLLO		11					
	KOEHLER		12					
	LITWYN		14					
	CONNORS		5					
	GRABO		17					
SUBSTITUTIONS								
TEAM TOTALS								

Goal	H/V	#	Asst.#	Half	Time	How Goal Was Scored
1		12	1	1st	1:25	KOEHLER TO HOLZWORTH
2						
3						
4						
5						
6						

**SHOTS ON GOAL**

1	2	3	4	5
6	7	8	9	10
11	12	13	14	15
16	17	18	19	20
21	22	23	24	25
26	27	28	29	30
31	32	33	34	35
TOTAL				

**KEEPER SAVES**

1	2	3	4	5
6	7	8	9	10
11	12	13	14	15
16	17	18	19	20
21	22	23	24	25
TOTAL				

**CORNER KICKS**

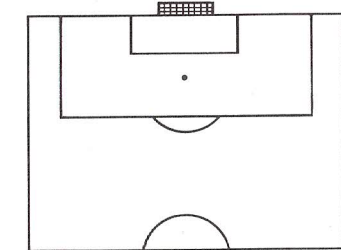
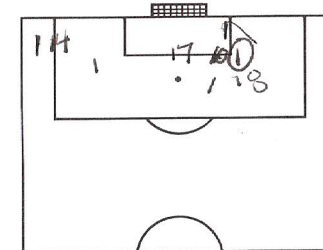
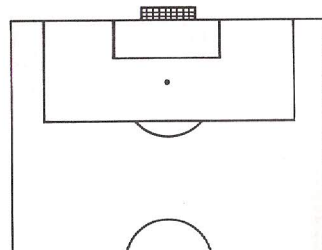
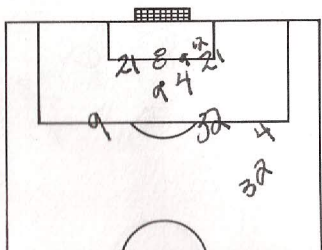
1	2	3	4	5
6	7	8	9	10
11	12	13	14	15
16	17	18	19	20
21	22	23	24	25
TOTAL				

**DIRECT KICKS**

1	2	3	4	5
6	7	8	9	10
TOTAL				

**INDIRECT KICKS**

1	2	3	4	5
6	7	8	9	10
TOTAL				



1st Half Home Shots

2nd Half Home Shots

1st Half Visitor Shots

2nd Half Visitor Shots

Date: 9/30  
 Time: \_\_\_\_\_  
 Scorer: \_\_\_\_\_  
 Timer: \_\_\_\_\_

Field Location: RRHS +12  
 Field Condition: poor/average  
 Weather Condition: nice/sunny  
 Referees: \_\_\_\_\_

SCORE					
Team	1st Half	2nd Half	O.T.	O.T.	Final
Home	1	1			2
Visitor	1				1

Game Summary  
*Mo...*  
 Mike

**SHOTS ON GOAL**

11	12	13	14	15
16	17	18	19	20
21	22	23	24	25
26	27	28	29	30
31	32	33	34	35
TOTAL				

**KEEPER SAVES**

1	2	3	4	5
6	7	8	9	10
11	12	13	14	15
16	17	18	19	20
21	22	23	24	25
TOTAL				

**CORNER KICKS**

1	2	3	4	5
6	7	8	9	10
11	12	13	14	15
16	17	18	19	20
21	22	23	24	25
TOTAL				

**DIRECT KICKS**

1	2	3	4	5
6	7	8	9	10
TOTAL				

**INDIRECT KICKS**

1	2	3	4	5
6	7	8	9	10
TOTAL				

Position	Player's Name	Number	Shots on Goal	Circle If Scored	Assists	Fouls or R/Y Cards	Off Sides	Minutes Played
<b>RR Home Team</b>								
GK	LEITCH							
	RICKARD	2						
	SPOONER	11						
	ANDREWS	4						
	LAMB	6						
	HARRISON	12						
	SPAHN	32						
	BRACKEN	10						
	O'Boyle	8						
	TURK	9						
	McCREARY	21						
<b>SUBSTITUTIONS</b>								
	Armstrong							
	Caruso							
	Nasp							
	Snyder							
	Lambriuedes							
	Locci							
<b>TEAM TOTALS</b>								

Goal	H/V	#	Asst.#	Half	Time	How Goal Was Scored
1	1	21	9			McCrary / corner
2	2	9				Turk / Penalty shot
3						
4						
5						
6						

Position	Player's Name	Number	Shots on Goal	Circle If Scored	Assists	Fouls or R/Y Cards	Off Sides	Minutes Played
<b>Valley Forge Visiting Team</b>								
	Banaszak	16						
	Cernoia	9						
	Gasparro	6						
	MacCollum	11						
	Mortaro	4						
	Clark	15						
	Powers	8						
	Smolik	12						
GK	Szatala	19						
	Theodorou	7						
<b>SUBSTITUTIONS</b>								
<b>TEAM TOTALS</b>								

Goal	H/V	#	Asst.#	Half	Time	How Goal Was Scored
1	1	12	1			Smolik / penalty
2						
3						
4						
5						
6						

**SHOTS ON GOAL**

11	12	13	14	15
16	17	18	19	20
21	22	23	24	25
26	27	28	29	30
31	32	33	34	35
TOTAL				

**KEEPER SAVES**

1	2	3	4	5
6	7	8	9	10
11	12	13	14	15
16	17	18	19	20
21	22	23	24	25
TOTAL				

**CORNER KICKS**

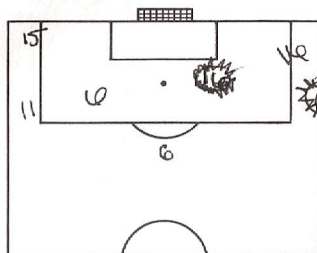
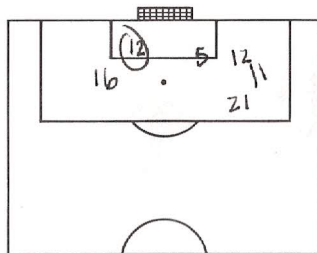
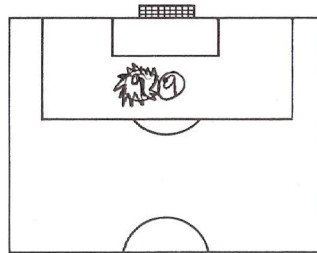
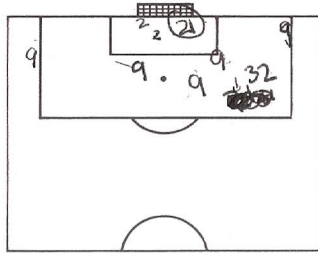
1	2	3	4	5
6	7	8	9	10
11	12	13	14	15
16	17	18	19	20
21	22	23	24	25
TOTAL				

**DIRECT KICKS**

1	2	3	4	5
6	7	8	9	10
TOTAL				

**INDIRECT KICKS**

1	2	3	4	5
6	7	8	9	10
TOTAL				



Date: 10/3  
 Time: \_\_\_\_\_  
 Scorer: \_\_\_\_\_  
 Timer: \_\_\_\_\_

Field Location: \_\_\_\_\_  
 Field Condition: \_\_\_\_\_  
 Weather Condition: \_\_\_\_\_  
 Referees: \_\_\_\_\_

SCORE					
Team	1st Half	2nd Half	O.T.	O.T.	Final
Home	1				
Visitor	0				

Game Summary

SHOTS ON GOAL									
6	7	8	9	10					
11	12	13	14	15					
16	17	18	19	20					
21	22	23	24	25					
26	27	28	29	30					
31	32	33	34	35					
TOTAL									

KEEPER SAVES									
6	7	8	9	10					
11	12	13	14	15					
16	17	18	19	20					
21	22	23	24	25					
TOTAL									

CORNER KICKS									
2	3	4	5						
6	7	8	9	10					
11	12	13	14	15					
16	17	18	19	20					
21	22	23	24	25					
TOTAL									

DIRECT KICKS									
1	2	3	4	5					
6	7	8	9	10					
TOTAL									

INDIRECT KICKS									
1	2	3	4	5					
6	7	8	9	10					
TOTAL									

Position	Player's Name	Number	Shots on Goal	Circle if Scored	Assists	Fouls or R/Y Cards	Off Sides	Minutes Played
Home Team								
	Leitch							
	Rickard							
	Andrews							
	Spomer							
	Spahn							
	Bracken							
	Armstrong							
	Harrison							
	O'Boyle							
	Turle							
	McCreary							
SUBSTITUTIONS								
	Lamb							
	Locci							
	Snyder							
	Lambornides							
	Caruso							
TEAM TOTALS								

Position	Player's Name	Number	Shots on Goal	Circle if Scored	Assists	Fouls or R/Y Cards	Off Sides	Minutes Played
Visitor Team								
	Stuckey	4						
	King	6						
	Melbert	20						
	Abel	2						
	Fetgater	5						
	Munnich							
	Gantz							
	Sadaghmani							
	Del Peano							
	Kavelman							
	Stoneburner							
SUBSTITUTIONS								
	Blankenship							
	Rambier							
	Hasty							
	Bailey							
	Cosner							
	Murphy							
	Gantard							
TEAM TOTALS								

Goal	H/V	#	Asst.#	Half	Time	How Goal Was Scored
1						
2						
3						
4						
5						
6						

Goal	H/V	#	Asst.#	Half	Time	How Goal Was Scored
1		6				King - Corner
2			4			King
3			9			Bailey
4						
5						
6						

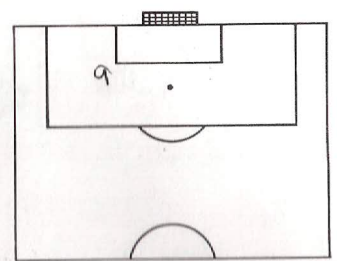
SHOTS ON GOAL									
6	7	8	9	10					
11	12	13	14	15					
16	17	18	19	20					
21	22	23	24	25					
26	27	28	29	30					
31	32	33	34	35					
TOTAL									

KEEPER SAVES									
6	7	8	9	10					
11	12	13	14	15					
16	17	18	19	20					
21	22	23	24	25					
TOTAL									

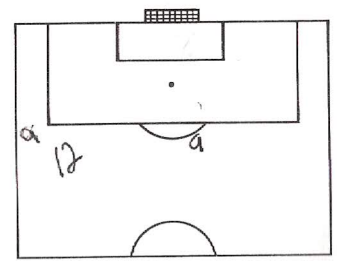
CORNER KICKS									
8	9	10							
11	12	13	14	15					
16	17	18	19	20					
21	22	23	24	25					
TOTAL									

DIRECT KICKS									
2	3	4	5						
6	7	8	9	10					
TOTAL									

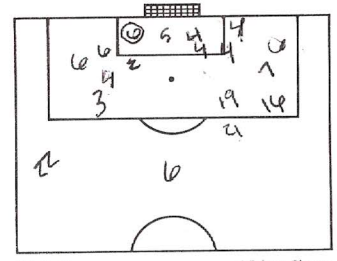
INDIRECT KICKS									
1	2	3	4	5					
6	7	8	9	10					
TOTAL									



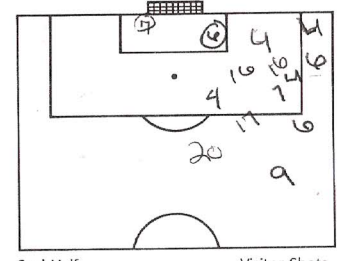
1st Half Home Shots



2nd Half Home Shots



1st Half Visitor Shots



2nd Half Visitor Shots

Date: 10/6  
 Time: 2:45  
 Scorer: Emily & Mary  
 Timer: \_\_\_\_\_

Field Location: RRHS  
 Field Condition: Terrible & MUD  
 Weather Condition: Cold & Sunny  
 Referees:

Team	SCORE				Final
	1st Half	2nd Half	O.T.	O.T.	
Home					
Visitor					

Game Summary



**SHOTS ON GOAL**

1	2	3	4	5
6	7	8	9	10
11	12	13	14	15
16	17	18	19	20
21	22	23	24	25
26	27	28	29	30
31	32	33	34	35
TOTAL				

**KEEPER SAVES**

1	2	3	4	5
6	7	8	9	10
11	12	13	14	15
16	17	18	19	20
21	22	23	24	25
TOTAL				

**CORNER KICKS**

1	2	3	4	5
6	7	8	9	10
11	12	13	14	15
16	17	18	19	20
21	22	23	24	25
TOTAL				

**DIRECT KICKS**

1	2	3	4	5
6	7	8	9	10
TOTAL				

**INDIRECT KICKS**

1	2	3	4	5
6	7	8	9	10
TOTAL				

Position	Player's Name	Number	Shots on Goal	Circle if Scored	Assists	Fouls or R/Y Cards	Off Sides	Minutes Played
RR Home Team								
	LEITCH							
	RICKARD	2	1					
	SPOONER	11						
	ANDREWS	9	1					
	SPAWN	32	1	1				
	BRACKEN	10						
	ARMSTRONG	14						
	LAMB	6						
	O'BOYLE	8	1					
	TURK	9	1	1				
	MCCREARY	21	1					
SUBSTITUTIONS								
	LAMBRINIDES	19						
	WASP	16						
	SNYDER	23						
	LOCCI							
TEAM TOTALS								

Goal	H/V	#	Asst.#	Half	Time	How Goal Was Scored
1						SPAWN FROM TURK-CORNER
2						
3						
4						
5						
6						

Position	Player's Name	Number	Shots on Goal	Circle if Scored	Assists	Fouls or R/Y Cards	Off Sides	Minutes Played
BEAMONT Visiting Team								
	STEINER	4						
	MARTIN	8						
	BAKER	10						
	BRZOZWSKI	13						
	SCULLY	3						
	DREHS	11						
	SENNETT	14						
	WASHKO	17	1	1				
	GOODFELLOW	9						
	ANDRZEJCZYK	18						
	SANTORIELLA	1						
SUBSTITUTIONS								
	CARUSO	2						
	O'CONNOR	5						
	NEU	7						
	FARKAS	12						
	SAMANEZ	15						
	MCGINNNESS	16						
	ZADILL-SCAFE	19						
TEAM TOTALS								

Goal	H/V	#	Asst.#	Half	Time	How Goal Was Scored
1						
2						
3						
4						
5						
6						

**SHOTS ON GOAL**

1	2	3	4	5
6	7	8	9	10
11	12	13	14	15
16	17	18	19	20
21	22	23	24	25
26	27	28	29	30
31	32	33	34	35
TOTAL				

**KEEPER SAVES**

1	2	3	4	5
6	7	8	9	10
11	12	13	14	15
16	17	18	19	20
21	22	23	24	25
TOTAL				

**CORNER KICKS**

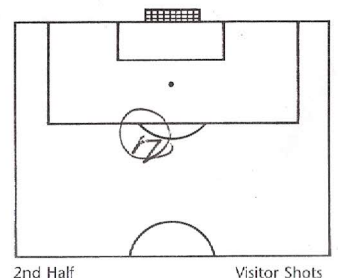
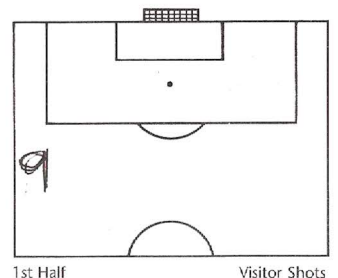
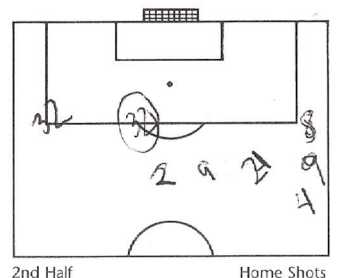
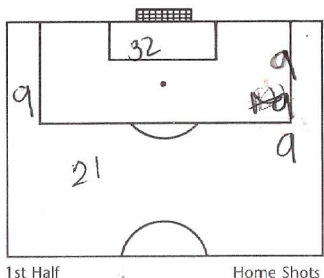
1	2	3	4	5
6	7	8	9	10
11	12	13	14	15
16	17	18	19	20
21	22	23	24	25
TOTAL				

**DIRECT KICKS**

1	2	3	4	5
6	7	8	9	10
TOTAL				

**INDIRECT KICKS**

1	2	3	4	5
6	7	8	9	10
TOTAL				



Date: 10.9.00  
 Time: 6.45  
 Scorer: MARY KLOCH & SMOYER  
 Timer: \_\_\_\_\_

Field Location: RRHS #15  
 Field Condition: Horrid  
 Weather Condition: 34°  
 Referees: \_\_\_\_\_

SCORE					
Team	1st Half	2nd Half	O.T.	O.T.	Final
Home	5	7			7
Visitor	2	2			2

Game Summary

SHOTS ON GOAL

1	2	3	4	5
6	7	8	9	10
11	12	13	14	15
16	17	18	19	20
21	22	23	24	25
26	27	28	29	30
31	32	33	34	35
TOTAL				

KEEPER SAVES

1	2	3	4	5
6	7	8	9	10
11	12	13	14	15
16	17	18	19	20
21	22	23	24	25
TOTAL				

CORNER KICKS

1	2	3	4	5
6	7	8	9	10
11	12	13	14	15
16	17	18	19	20
21	22	23	24	25
TOTAL				

DIRECT KICKS

1	2	3	4	5
6	7	8	9	10
TOTAL				

INDIRECT KICKS

1	2	3	4	5
6	7	8	9	10
TOTAL				

Position	Player's Name	Number	Shots on Goal	Circle if Scored	Assists	Fault or R/Y Cards	Off Sides	Minutes Played
Home Team								
	LEITCH							
	RICKARD	2						
	ANDREWS	4	1					
	SPOONER	11	1					
	SPAHN	32	0					
	BRACKEN	10	1					
	ARMSTRONG	5	1					
	HARRISON	12	0					
	O'BOYLE	8	0					
	TURK	9	1					
	MCCREARY	21						
SUBSTITUTIONS								
	LAMB	10						
	LOCCI	26						
	SNYDER	23						
	LAMBRINIDES	19						
	GARRISO ARMSTRONG	5						
	WASD	10						
TEAM TOTALS								

Position	Player's Name	Number	Shots on Goal	Circle if Scored	Assists	Fault or R/Y Cards	Off Sides	Minutes Played
Visiting Team								
	RYMARCIAK							
	SZCZEPANIK	4						
	STOCUM	3						
	MEANEY	21						
	DiNUZIO	2						
	DeMINCIO	8						
	DAVIES	26	1					
	BATTISTA	12	1					
	AKRAP	1						
	MIANO	24						
	REPICKY	9						
SUBSTITUTIONS								
	MEJAK	11						
	BUSCH	30						
	MULHALL	10						
TEAM TOTALS								

SHOTS ON GOAL

1	2	3	4	5
6	7	8	9	10
11	12	13	14	15
16	17	18	19	20
21	22	23	24	25
26	27	28	29	30
31	32	33	34	35
TOTAL				

KEEPER SAVES

1	2	3	4	5
6	7	8	9	10
11	12	13	14	15
16	17	18	19	20
21	22	23	24	25
TOTAL				

CORNER KICKS

1	2	3	4	5
6	7	8	9	10
11	12	13	14	15
16	17	18	19	20
21	22	23	24	25
TOTAL				

DIRECT KICKS

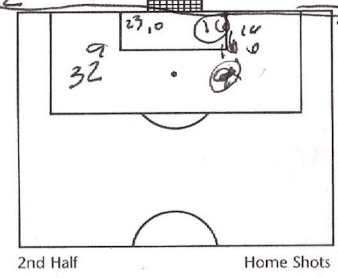
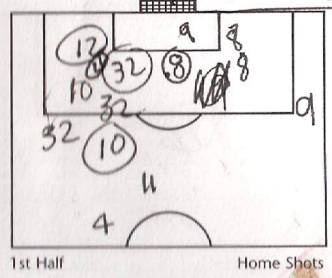
1	2	3	4	5
6	7	8	9	10
TOTAL				

INDIRECT KICKS

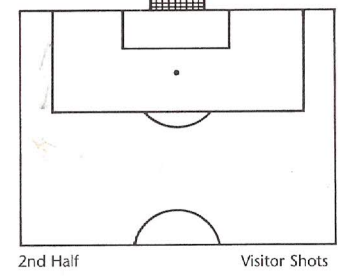
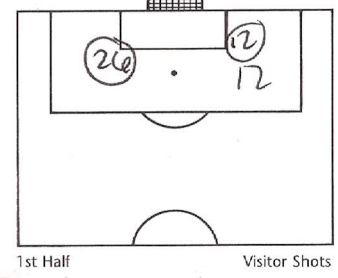
1	2	3	4	5
6	7	8	9	10
TOTAL				

Goal	H/V	#	Asst.#	Half	Time	How Goal Was Scored
1	H	10	9			
2	H	32	9			
3	H	12	9			
4	H	8	9			
5	H	21	5			
6	H	9	10	2		shot
7	H	10	9	2		

Goal	H/V	#	Asst.#	Half	Time	How Goal Was Scored
1	V	26				
2	V	12				
3						
4						
5						
6						



Leitch - 6 saves  
 Locci - 3



1st Half Home Shots 2nd Half Home Shots 1st Half Visitor Shots 2nd Half Visitor Shots



Date: \_\_\_\_\_  
 Time: \_\_\_\_\_  
 Scorer: \_\_\_\_\_  
 Timer: \_\_\_\_\_

Field Location: \_\_\_\_\_  
 Field Condition: \_\_\_\_\_  
 Weather Condition: \_\_\_\_\_  
 Referees: \_\_\_\_\_

SCORE					
Team	1st Half	2nd Half	O.T.	O.T.	Final
Home	0				
Visitor	2				

Game Summary

**SHOTS ON GOAL**

1	2	3	4	5
6	7	8	9	10
11	12	13	14	15
16	17	18	19	20
21	22	23	24	25
26	27	28	29	30
31	32	33	34	35
TOTAL				

**KEEPER SAVES**

1	2	3	4	5
6	7	8	9	10
11	12	13	14	15
16	17	18	19	20
21	22	23	24	25
TOTAL				

**CORNER KICKS**

1	2	3	4	5
6	7	8	9	10
11	12	13	14	15
16	17	18	19	20
21	22	23	24	25
TOTAL				

**DIRECT KICKS**

1	2	3	4	5
6	7	8	9	10
TOTAL				

**INDIRECT KICKS**

1	2	3	4	5
6	7	8	9	10
TOTAL				

Position	Player's Name	Number	Shots on Goal	Circle if Scored	Assists	Fouls or R/Y Cards	Off Sides	Minutes Played
Home Team								
	LEITCH	00						
	RICKARD	2						
	SPOONER	11						
	ANDREWS	4						
	SPAIN	32						
	BRACKEN	10						
	O'BOYLE	8						
	LAMB	6						
	MCCREARY	21						
	TURK	9						
	ARMSTRONG	14						
SUBSTITUTIONS								
	HARRISON	12						
	CARUSO	5						
	LAMBRINDES	19						
	WASP	16						
TEAM TOTALS								

Goal	H/V	#	Asst.#	Half	Time	How Goal Was Scored
1		9				corner kick 14:57
2						
3						
4						
5						
6						

Position	Player's Name	Number	Shots on Goal	Circle if Scored	Assists	Fouls or R/Y Cards	Off Sides	Minutes Played
Visiting Team								
	JAVOR	2						
	GREULICH	3						
	DAVIS	4						
	HUGLAND	5						
	VANDERWYGEN	7						
	SAS	11						
	KLEINTENZ	12						
	WARD	13						
	WILLIAMS	15						
	ENGSTROM	17						
	JACOB	00						
SUBSTITUTIONS								
TEAM TOTALS								

Goal	H/V	#	Asst.#	Half	Time	How Goal Was Scored
1		7				beginning of game - shot on goal in box
2		7				GOAL AT 17:07 14.1
3						
4						
5						
6						

**SHOTS ON GOAL**

1	2	3	4	5
6	7	8	9	10
11	12	13	14	15
16	17	18	19	20
21	22	23	24	25
26	27	28	29	30
31	32	33	34	35
TOTAL				

**KEEPER SAVES**

1	2	3	4	5
6	7	8	9	10
11	12	13	14	15
16	17	18	19	20
21	22	23	24	25
TOTAL				

**CORNER KICKS**

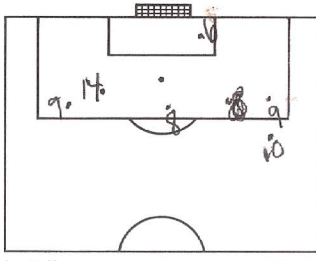
1	2	3	4	5
6	7	8	9	10
11	12	13	14	15
16	17	18	19	20
21	22	23	24	25
TOTAL				

**DIRECT KICKS**

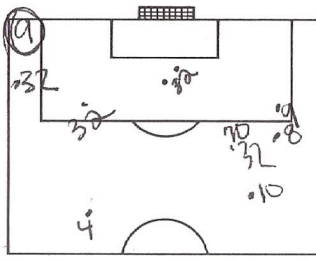
1	2	3	4	5
6	7	8	9	10
TOTAL				

**INDIRECT KICKS**

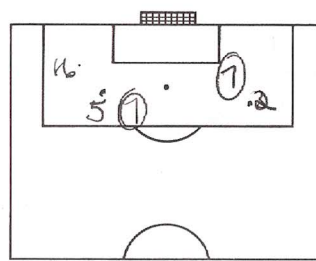
1	2	3	4	5
6	7	8	9	10
TOTAL				



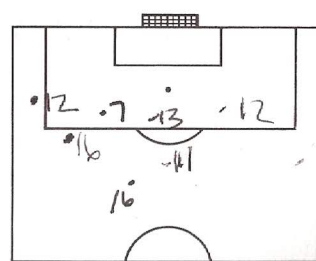
1st Half Home Shots



2nd Half Home Shots



1st Half Visitor Shots



2nd Half Visitor Shots

Score: 19/18

Field Location: RRHS  
 Field Condition: \_\_\_\_\_  
 Weather Condition: \_\_\_\_\_  
 Referees: \_\_\_\_\_

WOAH! 000000

SCORE					
Team	1st Half	2nd Half	O.T.	O.T.	Final
Home					
Visitor					

NELLY

Game Summary

SHOTS ON GOAL

1	2	3	4	5
6	7	8	9	10
11	12	13	14	15
16	17	18	19	20
21	22	23	24	25
26	27	28	29	30
31	32	33	34	35
TOTAL				

KEEPER SAVES

1	2	3	4	5
6	7	8	9	10
11	12	13	14	15
16	17	18	19	20
21	22	23	24	25
TOTAL				

CORNER KICKS

1	2	3	4	5
6	7	8	9	10
11	12	13	14	15
16	17	18	19	20
21	22	23	24	25
TOTAL				

DIRECT KICKS

1	2	3	4	5
6	7	8	9	10
TOTAL				

INDIRECT KICKS

1	2	3	4	5
6	7	8	9	10
TOTAL				

Position	Player's Name	Number	Shots on Goal	Circle if Scored	Assists	Fouls or R/Y Cards	Off Sides	Minutes Played
Home Team								
	Leitch							
	Andrews	4						
	Spooner	11						
	Lambornides	19						
	Bracken	10	111					
	Spahn	32						
	Armstrong	14	11					
	Lambornides	6						
	O'Boyle	8	1					
	Turk	9	0111					
	McCreary	21						
SUBSTITUTIONS								
	Richard	2						
	Wasp	16						
	Hanson	12	1					
	Caruso	5	10					
	Snyder	23	1					
	LOCCI							
TEAM TOTALS								

Goal	H/V	#	Asst.#	Half	Time	How Goal Was Scored
1	AM	9	14			TURK - THRU FROM MAULIE
2		5	9			CARUSO - CORNER
3						
4						
5						
6						

Position	Player's Name	Number	Shots on Goal	Circle if Scored	Assists	Fouls or R/Y Cards	Off Sides	Minutes Played
Visiting Team								
	EYRING	2						
	VICKERMANE	6						
	LEMONTE	19						
	VICKERMAN J	14						
	FITZPATRICK	10						
	LINK	15						
	WALTERS	7						
	O'LEARY	1						
	SCHLUDERBERG	22						
	ZUK	8						
	POPOVICH	20						
SUBSTITUTIONS								
	ELLIS	18						
	NEMCEK	16						
	BASTAWARES	17						
	PABIN	9						
TEAM TOTALS								

Goal	H/V	#	Asst.#	Half	Time	How Goal Was Scored
1						
2						
3						
4						
5						
6						

SHOTS ON GOAL

1	2	3	4	5
6	7	8	9	10
11	12	13	14	15
16	17	18	19	20
21	22	23	24	25
26	27	28	29	30
31	32	33	34	35
TOTAL				

KEEPER SAVES

1	2	3	4	5
6	7	8	9	10
11	12	13	14	15
16	17	18	19	20
21	22	23	24	25
TOTAL				

CORNER KICKS

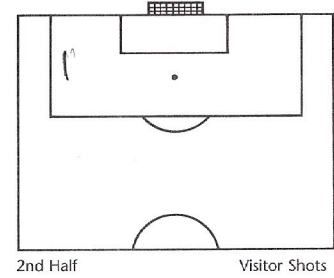
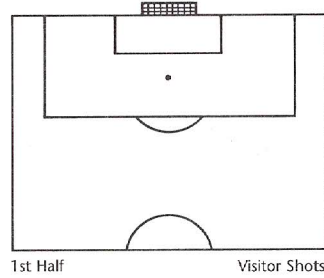
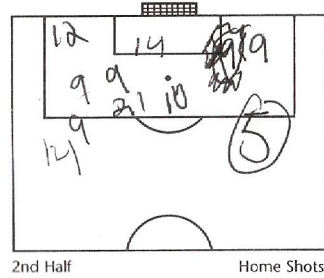
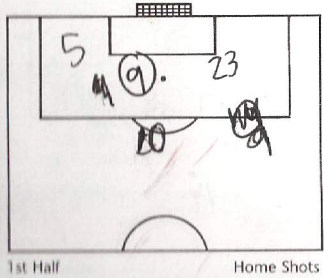
1	2	3	4	5
6	7	8	9	10
11	12	13	14	15
16	17	18	19	20
21	22	23	24	25
TOTAL				

DIRECT KICKS

1	2	3	4	5
6	7	8	9	10
TOTAL				

INDIRECT KICKS


1	2	3	4	5
6	7	8	9	10
TOTAL				



Date: 10-21  
 Time: \_\_\_\_\_  
 Scorer: \_\_\_\_\_  
 Timer: \_\_\_\_\_

Field Location: Firelands <sup>418</sup>  
 Field Condition: \_\_\_\_\_  
 Weather Condition: Great  
 Referees: \_\_\_\_\_

SCORE					
Team	1st Half	2nd Half	O.T.	O.T.	Final
Home					
Visitor					

Game Summary  
 ball kicked a lot (see pic)

**SHOTS ON GOAL**

6	7	8	9	10
11	12	13	14	15
16	17	18	19	20
21	22	23	24	25
26	27	28	29	30
31	32	33	34	35
TOTAL				

**KEEPER SAVES**

6	7	8	9	10
11	12	13	14	15
16	17	18	19	20
21	22	23	24	25
TOTAL				

**CORNER KICKS**

6	7	8	9	10
11	12	13	14	15
16	17	18	19	20
21	22	23	24	25
TOTAL				

**DIRECT KICKS**

6	7	8	9	10
TOTAL				

**INDIRECT KICKS**

6	7	8	9	10
TOTAL				

Position	Player's Name	Number	Shots on Goal	Circle if Scored	Assists	Fouls or R/Y Cards	Off Sides	Minutes Played
<b>Home Team</b>								
	DAVIS							
	JUSTIN	1						
	HARRIS	2	1					
	KOVACH	12						
	WOODRUM	18	1					
	ANDERSON	15	1					
	CUTCHER	13						
	GUILD	9						
	BAU	17						
	HAVE	19						
	DUTTREY	4						
<b>Substitutions</b>								
<b>TEAM TOTALS</b>								

Goal	H/V	#	Asst.#	Half	Time	How Goal Was Scored
1						
2						
3						
4						
5						
6						

Position	Player's Name	Number	Shots on Goal	Circle if Scored	Assists	Fouls or R/Y Cards	Off Sides	Minutes Played
<b>Visiting Team</b>								
	LEITCH	1						
	RICKARD	2						
	ANDREWS	4						
	SPOONER	11						
	SPAWN	32	10	10	10			
	BRACKEN	10	11					
	LAMB	6	1					
	HARRISON	12	1					
	McCleary	21	11					
	TUER	9	10	10				
	O'Boyle	8	1					113
<b>Substitutions</b>								
	ARMSTRONG	14	1					
	Caruth	5						
	Snyder	23	1					
	Lambrioides	19						
<b>TEAM TOTALS</b>								

Goal	H/V	#	Asst.#	Half	Time	How Goal Was Scored
1	H	32	8	1		(see diagram)
2		9	32			
3		32				
4		9	2			
5		32	9			
6		9	32			

**SHOTS ON GOAL**

6	7	8	9	10
11	12	13	14	15
16	17	18	19	20
21	22	23	24	25
26	27	28	29	30
31	32	33	34	35
TOTAL				

**KEEPER SAVES**

6	7	8	9	10
11	12	13	14	15
16	17	18	19	20
21	22	23	24	25
TOTAL				

**CORNER KICKS**

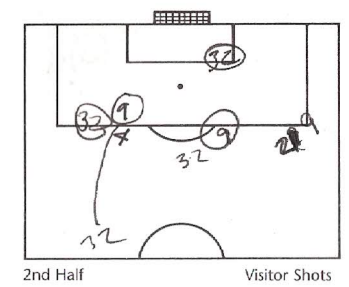
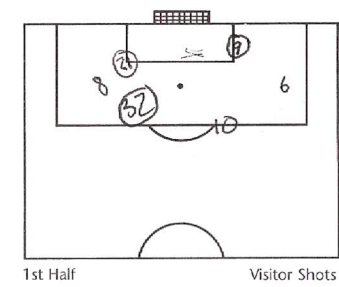
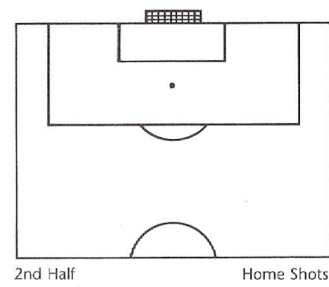
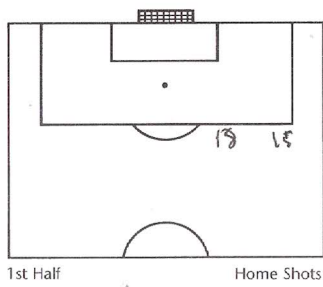
6	7	8	9	10
11	12	13	14	15
16	17	18	19	20
21	22	23	24	25
TOTAL				

**DIRECT KICKS**

6	7	8	9	10
TOTAL				

**INDIRECT KICKS**

6	7	8	9	10
TOTAL				



milly is a w c s o m e r

Date: 10/24  
 Time: \_\_\_\_\_  
 Scorer: \_\_\_\_\_  
 Timer: \_\_\_\_\_

Field Location: REHS  
 Field Condition: \_\_\_\_\_  
 Weather Condition: \_\_\_\_\_  
 Referees: \_\_\_\_\_

#19

SCORE					
Team	1st Half	2nd Half	O.T.	O.T.	Final
Home					
Visitor					

Game Summary  
 Molly 2 my two 70

SHOTS ON GOAL

1	2	3	4	5
6	7	8	9	10
11	12	13	14	15
16	17	18	19	20
21	22	23	24	25
26	27	28	29	30
31	32	33	34	35
TOTAL				

KEEPER SAVES

1	2	3	4	5
6	7	8	9	10
11	12	13	14	15
16	17	18	19	20
21	22	23	24	25
TOTAL				

CORNER KICKS

1	2	3	4	5
6	7	8	9	10
11	12	13	14	15
16	17	18	19	20
21	22	23	24	25
TOTAL				

DIRECT KICKS

1	2	3	4	5
6	7	8	9	10
TOTAL				

INDIRECT KICKS

1	2	3	4	5
6	7	8	9	10
TOTAL				

Position	Player's Name	Number	Shots on Goal	Circle if Scored	Assists	Faults or RY Cards	Off Sides	Minutes Played
Home Team								
	LEITCH	6						
	RICKARD	2						
	SPOONER	11						
	ANDREWS	4						
	SPAHN	32						
	BRACKEN	10						
	HARRISON	12						
	LAMB	6						
	O'BOYLE	8			1			
	TURK	9						
	MCCREARY	21						
SUBSTITUTIONS								
	ARMSTRONG	14						
	CARUSO	5						
	LAMBRINIDES	19						
	WASP	16						
	LOCCI	26						
	SNYDER	23						
TEAM TOTALS								

Position	Player's Name	Number	Shots on Goal	Circle if Scored	Assists	Faults or RY Cards	Off Sides	Minutes Played
Visiting Team								
		7						
		11						
		19						
		4						
		10						
		18						
		3						
		8						
		6						
		9						
		13						
SUBSTITUTIONS								
		16						
		17						
		12						
		5						
		6						
		2						
TEAM TOTALS								

SHOTS ON GOAL

1	2	3	4	5
6	7	8	9	10
11	12	13	14	15
16	17	18	19	20
21	22	23	24	25
26	27	28	29	30
31	32	33	34	35
TOTAL				

KEEPER SAVES

1	2	3	4	5
6	7	8	9	10
11	12	13	14	15
16	17	18	19	20
21	22	23	24	25
TOTAL				

CORNER KICKS

1	2	3	4	5
6	7	8	9	10
11	12	13	14	15
16	17	18	19	20
21	22	23	24	25
TOTAL				

DIRECT KICKS

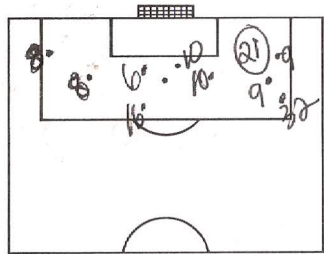
1	2	3	4	5
6	7	8	9	10
TOTAL				

INDIRECT KICKS

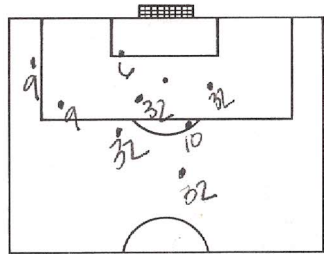
1	2	3	4	5
6	7	8	9	10
TOTAL				

Goal	H/V	#	Asst.#	Half	Time	How Goal Was Scored
1		21	8			MCCREARY KICKED IT IN AND ASSTED FROM FILEEN
2						
3						
4						
5						
6						

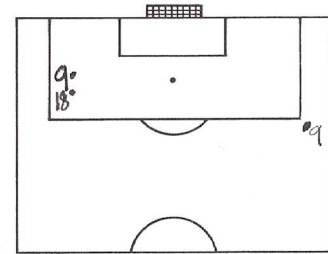
Goal	H/V	#	Asst.#	Half	Time	How Goal Was Scored
1						
2						
3						
4						
5						
6						



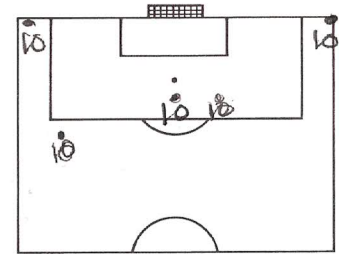
1st Half Home Shots



2nd Half Home Shots



1st Half Visitor Shots



2nd Half Visitor Shots

Date: 10-27-00  
 Time: 2:00  
 Scorer: \_\_\_\_\_  
 Timer: \_\_\_\_\_

Field Location: Bay high #20  
 Field Condition: Yuck  
 Weather Condition: Cold  
 Referees: JCKKS

SCORE					
Team	1st Half	2nd Half	O.T.	O.T.	Final
Home	2	4			
Visitor	1	1			

River Bay  
 Game Summary

0-20-0-0  
1-5-0-0  
LSW kick bVA

**SHOTS ON GOAL**

11	12	13	14	15
16	17	18	19	20
21	22	23	24	25
26	27	28	29	30
31	32	33	34	35

TOTAL

**KEEPER SAVES**

3	4	5
6	7	8
9	10	
11	12	13
14	15	
16	17	18
19	20	
21	22	23
24	25	

TOTAL

**CORNER KICKS**

3	4	5
6	7	8
9	10	
11	12	13
14	15	
16	17	18
19	20	
21	22	23
24	25	

TOTAL

**DIRECT KICKS**

2	3	4	5
6	7	8	9
10			

TOTAL

**INDIRECT KICKS**

3	4	5
6	7	8
9	10	

TOTAL

Position	Player's Name	Number	Shots on Goal	Circle if Scored	Assists	Fouls or R/Y Cards	Off Sides	Minutes Played
<b>Bay Home Team</b>								
	gloves 1	3						
		4	1					
	gloves 2	5						
		10	11					
	lizbee	15	10					
	electric	16						
	milow yellow	17						
		18	11					
	knees	20						
		21						
	GK							
<b>SUBSTITUTIONS</b>								
	Spider	12						
		6						
	toddler	7						
		8						
	gloves 3	11						
<b>TEAM TOTALS</b>								

Position	Player's Name	Number	Shots on Goal	Circle if Scored	Assists	Fouls or R/Y Cards	Off Sides	Minutes Played
<b>River Visiting Team</b>								
	Letch	GK						
	Rickard	2						
	Spooner	11						
	Andrews	4						
	Spain	32	10					
	Bracken	10						
	Harrison	12						
	O'Boyle	8						
	Turk	9	11					
	McCreary	21						
	Armstrong	14						
<b>SUBSTITUTIONS</b>								
	Lambert	11						
	Mansatt	17						
	Coleman	18						
	Lambert	2						
<b>TEAM TOTALS</b>								

**SHOTS ON GOAL**

7	8	9	10
11	12	13	14
15	16	17	18
19	20	21	22
23	24	25	26
27	28	29	30
31	32	33	34
35			

TOTAL

**KEEPER SAVES**

3	4	5
6	7	8
9	10	
11	12	13
14	15	
16	17	18
19	20	
21	22	23
24	25	

TOTAL

**CORNER KICKS**

3	4	5
6	7	8
9	10	
11	12	13
14	15	
16	17	18
19	20	
21	22	23
24	25	

TOTAL

**DIRECT KICKS**

2	3	4	5
6	7	8	9
10			

TOTAL

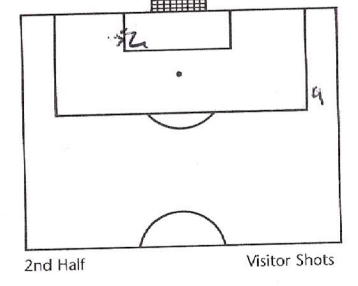
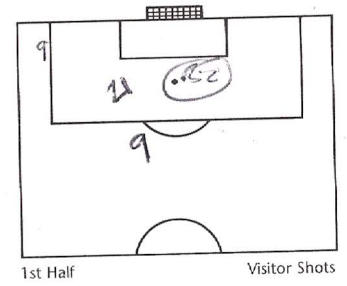
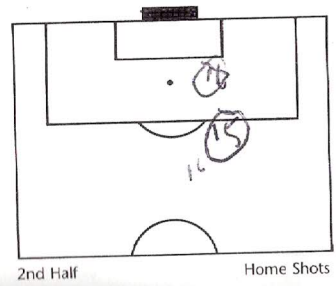
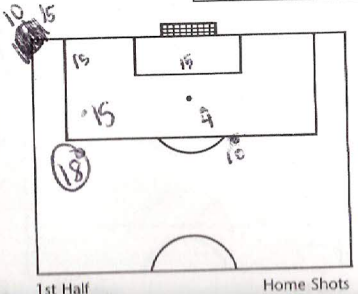
**INDIRECT KICKS**

3	4	5
6	7	8
9	10	

TOTAL

Goal	H/V	#	Asst.#	Half	Time	How Goal Was Scored
1		18				Scored on direct kick
2		15				Scramble w/ a knock-in
3		15				G-Spain - Assist - Andrews
4						
5						
6						

Goal	H/V	#	Asst.#	Half	Time	How Goal Was Scored
1		132				
2						
3						
4						
5						
6						





A

# GAME-BY-GAME STATISTICS FOR EACH PLAYER

PLAYER LAUER NO. \_\_\_\_\_  
POSITION \_\_\_\_\_

DATE	OPPONENT INITIALS	SHOTS	GOALS	ASSISTS	OFF-SIDES	FOULS	MINUTES PLAYED
	Home	2					✓
	Free	2		1			✓
	W	1	1				✓
	Ch						
	By						
	Fry						
	West						
	Gilmore		2	2			
	Fair			1			
	Earshaw					(3, 4)	
	NO						
	VF						
	AL						
	Blair						
	VAST						
	Amx						
	St. Ann						
	FIRE						
	Free						
	Boys						
TOTALS							

3-4

PLAYER MCCREARY NO. \_\_\_\_\_  
POSITION \_\_\_\_\_

DATE	OPPONENT INITIALS	SHOTS	GOALS	ASSISTS	OFF-SIDES	FOULS	MINUTES PLAYED
		1					
		8	1				
		1	1				
		3		1			
		1					
		3		1			
		4	2	2			
			1	2			
			2	1			
			1			(8, 7)	
		2					
			1			(9, 7)	
		1	1			(10, 7)	
TOTALS							

11-7

PLAYER TURK NO. \_\_\_\_\_  
POSITION \_\_\_\_\_

DATE	OPPONENT INITIALS	SHOTS	GOALS	ASSISTS	OFF-SIDES	FOULS	MINUTES PLAYED
	DNP						
	DNP						
	W	1	1	1			
		4	2	1			
		2					
		4		1			
		7	3	2			
			2	3			
			3	1			
			3	1		(14, 10)	
		2					
			1	1		(15, 10)	
				1		(15, 11)	
		1		5		(18, 16)	
		1		1		(19, 17)	
		3	1			(21, 18)	
TOTALS							

21-18

PLAYER BRAUKEN NO. \_\_\_\_\_  
POSITION \_\_\_\_\_

DATE	OPPONENT INITIALS	SHOTS	GOALS	ASSISTS	OFF-SIDES	FOULS	MINUTES PLAYED
		4					
		6					
		3	2				
		1					
		3	1	1			
		2					
TOTALS							

4-2

5, 2, 4, 2





# GAME-BY-GAME STATISTICS FOR EACH PLAYER

PLAYER ARMSTRONG NO. \_\_\_\_\_  
 POSITION \_\_\_\_\_

DATE	OPPONENT INITIALS	SHOTS	GOALS	ASSISTS	OFF-SIDES	FOULS	MINUTES PLAYED
		1					
TOTALS				1			

PLAYER RICKARD NO. \_\_\_\_\_  
 POSITION \_\_\_\_\_

DATE	OPPONENT INITIALS	SHOTS	GOALS	ASSISTS	OFF-SIDES	FOULS	MINUTES PLAYED
TOTALS				1			

PLAYER SNYDER NO. \_\_\_\_\_  
 POSITION \_\_\_\_\_

DATE	OPPONENT INITIALS	SHOTS	GOALS	ASSISTS	OFF-SIDES	FOULS	MINUTES PLAYED
				1			
		1					
		1					
			1		(1,1)		
TOTALS			1		(1,1)		

PLAYER LAMB NO. \_\_\_\_\_  
 POSITION \_\_\_\_\_

DATE	OPPONENT INITIALS	SHOTS	GOALS	ASSISTS	OFF-SIDES	FOULS	MINUTES PLAYED
TOTALS				1	(0,1)		



# ▶ GAME-BY-GAME STATISTICS FOR EACH PLAYER



PLAYER Locci NO. \_\_\_\_\_  
POSITION \_\_\_\_\_

DATE	OPponent INITIALS	SHOTS	GOALS	ASSISTS	OFF-SIDES	FOULS	MINUTES PLAYED
TOTALS				1			(0,1)

PLAYER Caruso NO. \_\_\_\_\_  
POSITION \_\_\_\_\_

DATE	OPponent INITIALS	SHOTS	GOALS	ASSISTS	OFF-SIDES	FOULS	MINUTES PLAYED
TOTALS				1			

PLAYER Andrens NO. \_\_\_\_\_  
POSITION \_\_\_\_\_

DATE	OPponent INITIALS	SHOTS	GOALS	ASSISTS	OFF-SIDES	FOULS	MINUTES PLAYED
TOTALS				1			

PLAYER \_\_\_\_\_ NO. \_\_\_\_\_  
POSITION \_\_\_\_\_

DATE	OPponent INITIALS	SHOTS	GOALS	ASSISTS	OFF-SIDES	FOULS	MINUTES PLAYED
TOTALS							



Last Updated:  
12/3/2010 6:48:58  
PM ET

**Awards - State**

[Back](#)

**HOME**

**Login**

**EMAIL WEBMASTER**

**About**

- About OSSCA
- News
- Directors
- RSS Feeds
- State Poll Voters
- Important Dates
- Coaches Search
- Documents
- District Info

**1st Team**

Kristen Weiss	Cuyahoga Falls Walsh Jesuit	Forward	Junior
Monica Hoyles	Cincinnati Wyoming	Forward	Senior
Ashley Bohinc	West Geauga	Forward	Junior
<b>Kristen Wiland</b>	<b>Enon Greenon</b>	<b>Midfielder</b>	<b>Senior</b>
Kate Tulisak	Cuyahoga Falls Walsh Jesuit	Defender	Senior
Chrissie Zepf	Cincinnati Mariemont	Defender	Senior
Ashley Palmer	Circleville	Forward	Senior
Alissa Wulf	Bay Village	Forward	Junior
<b>Kelsey Thorton</b>	<b>Oakwood</b>	<b>Forward</b>	<b>Junior</b>
Ashley Janning	St. Bernard Roger Bacon	Midfielder	Junior
Jamie Davies	Mansfield Chrstian	Midfielder	Senior

**Districts**

- Akron
- Central
- Cleveland
- East
- Miami Valley
- North Central
- Northwest
- Southeast
- Southwest
- Youngstown

**2nd Team**

Katelyn Burkholder	Granville	Forward	Senior
Emily Kridler	Warsaw Riverview	Forward	Junior
<b>Christina Hess</b>	<b>Kettering Archbishop Alter</b>	<b>Midfielder</b>	<b>Senior</b>
Reba Sedlecek	Hamilton Badin	Forward	Junior
Deborah Lochner	Columbus Bexley	Midfielder	Senior
Jessica Gift	Chagrin Falls	Midfielder	Senior
Brittany Zeditz	Swanton	Forward	Senior
Missy Vierling	Cincinnati Country Day	Forward	Sophomore
Kelly Langenbeck	Akron SVSM	Midfielder	Junior
Kendra Hornschemsier	McNicholas	Defender	Senior

**Stats**

Statistics

**Schedules/Games**

- Scores/Results
- Team Schedules
- Missing Results
- Tournament

**3rd Team**

Jaime Cowgill	Cincinnati Indian Hill	Defender	Junior
<b>Julie Dodds</b>	<b>Springfield Kenton Ridge</b>	<b>Forward</b>	<b>Senior</b>
<b>Scelese Duncan</b>	<b>Tippecanoe</b>	<b>Defender</b>	<b>Senior</b>
<b>Tara Eby</b>	<b>Valley View</b>	<b>Defender</b>	<b>Junior</b>
Kristen Ellis	Cincinnati Indian Hill	Defender	Junior
Jamie Franklino	West Geauga	Forward	Junior
<b>Carrie Gregory</b>	<b>Springfield Catholic Central</b>	<b>Forward</b>	<b>Senior</b>
Annie Hilty	Indian Creek	Midfielder	Senior
Danielle Irwin	Avon	Midfielder	Sophomore
Katie Keine	Ottawa Glandorf	Midfielder	Sophomore
<b>Trishia King</b>	<b>Bellbrook</b>	<b>Defender</b>	<b>Senior</b>
Renee Kozma	Revere	Forward	Senior
Kristen Marino	Bay Village	Keeper	Senior
Dawn Marshall	Elida	Forward	Senior
Delilah Martinez	St. Thomas Aquinas	Keeper	Sophomore
Kelene Newell	Bryan	Defender	Senior
Tia Satullo	Gates Mills Hawken	Forward	Senior
<b>Sherry Slye</b>	<b>St. Bernard Roger Bacon</b>	<b>Keeper</b>	<b>Junior</b>
Tina Styles	West Muskingum	Forward	Junior
Meredith Turk	Rocky River	Forward	Sophomore
Erika Urban	Gilmour	Midfielder	Senior
Janie Willis	Eatern Brown	Midfielder	Senior

**Polls**

- Local
- State
- Regional
- National

**Awards/Honors**

- Team
- Local
- State
- Regional
- National

**Discussion**

- Looking for Games
- Scrimmages
- Super Scrimmages
- Coaching Positions

**Other Info**

Links

**IMPORTANT SITES**

- NSCAA
- OHSAA

**EMAIL WEBMASTER**

**Player of the Year**

Kristen Weiss	Cuyahoga Falls Walsh Jesuit	Forward	Junior
---------------	-----------------------------	---------	--------



Last Updated:  
12/3/2010 6:27:18  
PM ET

**Awards - Team**

[Back](#)

**HOME**

[Login](#)

[EMAIL WEBMASTER](#)

**About**

- [About OSSCA](#)
- [News](#)
- [Directors](#)
- [RSS Feeds](#)
- [State Poll Voters](#)
- [Important Dates](#)
- [Coaches Search](#)
- [Documents](#)
- [District Info](#)

**Districts**

- [Akron](#)
- [Central](#)
- [Cleveland](#)
- [East](#)
- [Miami Valley](#)
- [North Central](#)
- [Northwest](#)
- [Southeast](#)
- [Southwest](#)
- [Youngstown](#)

**Stats**

- [Statistics](#)

**Schedules/Games**

- [Scores/Results](#)
- [Team Schedules](#)
- [Missing Results](#)
- [Tournament](#)

**Polls**

- [Local](#)
- [State](#)
- [Regional](#)
- [National](#)

**Awards/Honors**

- [Team](#)
- [Local](#)
- [State](#)
- [Regional](#)
- [National](#)

**Discussion**

- [Looking for Games](#)
- [Scrimmages](#)
- [Super Scrimmages](#)
- [Coaching Positions](#)

**Other Info**

- [Links](#)

**IMPORTANT SITES**

- [NSCAA](#)
- [OHSAA](#)

**EMAIL WEBMASTER**

**Girls NSCAA/adidas Team Academic Award**

**School**

- [Bexley](#)
- [Carroll](#)
- [Chaminade-Julienne](#)
- [Green](#)
- [Madeira](#)
- [McAuley](#)
- [North](#)
- [North Olmstead](#)
- [Rocky River](#)
- [Springfield Catholic Central](#)
- [St. Edward](#)
- [West Carrollton](#)

**City, State**

- [Columbus, OH](#)
- [Dayton, OH](#)
- [Dayton, OH](#)
- [Green, OH](#)
- [Cincinnati, OH](#)
- [Cincinnati, OH](#)
- [Springfield, OH](#)
- [North Olmstead, OH](#)
- [Rocky River, OH](#)
- [Springfield, OH](#)
- [Lakewood, OH](#)
- [West Carrollton, OH](#)

**Coach**

- [Scott Dempsey](#)
- [Steve Shufflebarger](#)
- [Doug Lehman](#)
- [Scott Aten](#)
- [Dan Woodruff](#)
- [Shawn Murphy](#)
- [Jay Serve](#)
- [Walter Schlothauer](#)
- [Patrick Burke](#)
- [Gene Pitstick](#)
- [Kiki Lopez](#)
- [Wayne Novick](#)